


The Self-Sufficiency Standard *for* **Texas**

Selected Family Types



Summer 1997

WIDER OPPORTUNITIES FOR WOMEN

815 Fifteenth Street, NW, Suite 916, Washington, D.C. 20005
Phone: (202) 638-3143 Fax: (202) 638-4885 e-mail: info@w-o-w.org

The Self-Sufficiency Standard

for

Texas

Selected Family Types

by

Janice Hamilton Outtz

Jennifer Brooks

Diana Pearce, Ph.D.

with the assistance of

Roberta Spalter-Roth, Ph.D.



*The Self-Sufficiency Standard was conceived and developed by
Dr. Diana Pearce, Director of The Women and Poverty Project of
Wider Opportunities for Women, Inc.*



***The Self-Sufficiency Standard for Texas;
Selected Family Types***

© 1997 Wider Opportunities for Women

815 15th Street, NW ■ Suite 916 ■ Washington, DC 20005 ■ (202) 638-3143 ■ FAX (202) 638-4885

Table of Contents

Introduction.....	1
Calculating the Self-Sufficiency Standard.....	3
How Much Money Is Enough in Texas?.....	6
How The Self-Sufficiency Standard Can Be Used.....	9
Selected Data Sources.....	11
About the Authors.....	13
Appendix	
List of Texas Metropolitan Areas and Non-Metropolitan Counties.....	16
The Self-Sufficiency Standard, Selected Family Types	
Metropolitan Areas.....	17
Non-Metropolitan Counties.....	33

The Self-Sufficiency Standard *for* **Texas**

Introduction

How much money does a family of a given size and composition need to be self-sufficient? How much do they need to pay for their family's basic needs without public or private assistance in the form of cash or cash-like benefits, such as AFDC, Food Stamps or child support? How much money is enough? How much do adult family members need to earn?

These questions have taken on new urgency with the passage of the 1996 welfare legislation that ends the 60-year-old federal program, Aid to Families with Dependent Children (AFDC), and replaces it with a new state level time-limited program called Temporary Assistance for Needy Families (TANF). TANF emphasizes moving recipients off welfare rolls through rapid entry into the workforce. Program providers—both for-profit and non-profit, foundations, charities, advocacy groups and state officials—share the critical responsibility of helping participants become self-sufficient through steady employment. How will we determine if they are successful? Except for the increasingly problematic official poverty standard, there is no measure that accurately assesses what self-sufficiency means. The Self-Sufficiency Standard will answer this question.

The Self-Sufficiency Standard, conceived and developed by Dr. Diana Pearce, Director of The Women and Poverty Project of Wider Opportunities for Women, Inc., uses an original approach and an innovative methodology to calculate how much money working adults need to meet their family's basic needs for housing, child care, food, transportation, medical care and taxes. The Standard defines what income would be high enough to meet basic needs (including paying taxes) in the regular "marketplace" *without public subsidies* (such as public housing, food stamps, Medicare or child care) or *private or informal subsidies* (such as free baby-sitting by a relative/friend, food provided by churches or local food banks, or housing shared with relatives or friends). **The Standard, therefore, estimates the level of income necessary for a given family type to become independent of welfare or other public or private subsidies.**

Self-sufficiency means more than staying alive. Self-sufficiency means maintaining a decent standard of living and not having to choose between basic necessities—whether to meet one's need for quality child care but not for nutrition; or housing, but not medical care. Self-sufficiency is not achieved through stop-gap measures or short-term solutions. We recognize,

however, that, for most families, it is not achieved in one step. We, therefore, advocate strategies for families that will create *ladders out of poverty* that will lead to self-sufficiency.

Self-sufficiency is not achieved through stop-gap measures or short term solutions. We advocate strategies for families that will create ladders out of poverty that will lead to self-sufficiency.

The Standard provides important guidance for policymakers and program providers regarding how to target their job training resources and for participants regarding how to choose among occupations for work experience and educational training. The Standard also informs policymakers about the impact of subsidizing child care, housing, or medical care on the wages necessary for working families to become self-sufficient. The Standard provides useful information on how wages can be supplemented to reach self-sufficiency.

The Self-Sufficiency Standard is calculated using the real costs of needs based on a family's size, composition and age of children. The costs are geographically specific, in this case, for metropolitan areas and non-metropolitan counties in Texas. The general concept of a metropolitan area is a core area containing a large population center, together with adjacent communities that have a high degree of social and economic integration with the core area. Non-metropolitan counties are those located outside metropolitan areas. Metropolitan areas are defined by the Office of Management and Budget. A list of Texas' metropolitan areas and non-metropolitan counties is provided in the Appendix. Numbers used to calculate the Standard were obtained from federal, national and state data sources such as the U.S. Bureau of the Census, U.S. Department of Housing and Urban Development, U.S. Department of Agriculture, federally mandated state market surveys of child care costs and national consumer price surveys.

The Self-Sufficiency Standard calculates the *minimum* amount of money necessary for a family to meet its basic needs. A family's income is deemed inadequate if it falls below this minimum amount. In these ways, the Standard is similar to the official measure of poverty calculated by the Census Bureau. The Standard, however, differs from the official poverty measure in several important ways:

1. It assumes that the adult(s) in the household works full-time, and therefore, includes costs associated with employment, specifically child care and transportation.
2. The Standard takes into account that many costs differ by family size and age of children. For example, child care costs are greater for very young children than for older children. In addition, food and medical care costs also differ by age.
3. It accounts for regional variations in cost, where appropriate. This is particularly important for housing. Housing in the most expensive areas of

the country costs four times as much as the least expensive areas for equivalent size units. Variation also occurs for child care, health care and transportation, although to a lesser extent.

4. The Standard includes the "cost" of taxes, and the "benefit" of tax credits. It adds federal, payroll, and sales taxes to the income necessary to be self-sufficient. (The Standard also includes the "cost" of state income taxes in states that collect this tax.) Both the Child Care Tax Credit (CCTC) and the Earned Income Tax Credit (EITC) are deducted from the income needed to meet basic needs on the grounds that, unlike AFDC, these are credits designed specifically for working adults.
5. It accounts for the fact that, over time, various costs increase at different rates. For example, food costs, on which the official poverty thresholds are based, have not increased as fast as housing costs. Thus, the official poverty thresholds no longer reflect real needs.

By incorporating these factors, the Self-Sufficiency Standard moves beyond the poverty approach in two important ways. First, the Standard reflects the changing needs of families resulting from two important demographic changes that have occurred over the last three decades—the growth of single-parent families and the increased participation of mothers in the labor force. Second, the Standard allows for changes in net income resulting from changes in tax policy, particularly the much higher level of taxes paid by low-income families, and the tax credits available to these families.

Calculating the Self-Sufficiency Standard

The Self-Sufficiency Standard is calculated using a market basket approach—pricing each component individually. (For detailed information on calculating the Standard, please see *Calculating The Self-Sufficiency Standard*, by Dr. Diana Pearce, et al. forthcoming from Wider Opportunities for Women, Inc.) This market basket approach allows each component to vary independently, so that over time, if one cost rises faster than all others, the Standard will reflect the changes in the relative importance of each item and its individual cost or benefit. The market basket approach also allows for adjustments in the Standard if a subsidy becomes available.

Each component included in the Self-Sufficiency Standard is calculated using figures that are either collected and calculated by a single national source (such as the U.S. Bureau of the Census) or calculated by state government agencies using standardized methodology (such as child care costs). All costs presented in the Standard are for 1996 or have been updated, using the Consumer Price Index (CPI) so that they are equivalent. The components of the Self-Sufficiency Standard and the assumptions included in the calculations are described below.

Housing: The 1996 Fair Market Rents are used for housing costs. They are calculated annually by the U.S. Department of Housing and Urban Development for every metropolitan housing market and non-metropolitan county. These

"rents" reflect the cost of a given size unit (including utilities but not including telephone) at the 40th percentile level. (At the 40th percentile level, 40% of the housing in a given area would be less expensive than this amount; 60% would be more expensive.) The Fair Market Rents are intended to reflect the costs of housing that meet minimum standards of decency. The Self-Sufficiency Standard adjusts for the size of the unit depending upon the size of the family and assumes that parents and children should not share the same bedroom. Therefore, one parent and one child need a two-bedroom apartment, as do two parents with two children.

Child Care: Child care costs for 1996 were derived from the Texas market surveys of child care costs (as mandated by the Family Support Act of 1988). The child care amounts provided in the market surveys allow access to 75% of the local child care market, and are based on the age of the child and the type of setting (e.g., whether the child is in a child care home, a center, or a before and after-school program). Child care costs at the 75th percentile reflect care that allows for quality, long-term child development. We acknowledge the unfortunate reality that not all families will choose this type of care, however.

The Standard assumes that children less than three years of age receive care in registered day care homes full-time; preschoolers receive care in licensed day care centers full-time; and school-age children (ages six to 12) receive part-time care in before- and after-school programs. The choice of "registered" over "licensed" day care homes was made on the recommendation of child care officials in Texas who advised that registered homes were more commonly used.

The child care data for Texas are grouped by "Child Care Management Services Contract Areas" (CCMSCAs). Most CCMSCAs cover several non-metropolitan counties or one metropolitan area. However, in three instances, the metropolitan area was covered by more than one CCMSCA. In these instances, the child care costs used are the weighted averages of the CCMSCAs included in the metropolitan area.


Food: The amount of money needed for food in the Self-Sufficiency Standard is obtained from the U.S. Department of Agriculture's Low-Cost Food Plan for June 1996. (The USDA does not produce annual averages for food costs. However, we follow the Food Stamp Program and use estimates for June as an annual average.) The amount for the Low-Cost Food Plan is about 25% higher than the Thrifty Food Plan, which the Census Bureau uses to calculate the official poverty thresholds. It allows for a nutritionally adequate diet and more realistic assumptions about food preparation time and consumption patterns. The food costs in the Self-Sufficiency Standard vary based on the number and age of children and the number and sex of adults. Since there is little regional variation in these costs, the national average is used for all areas. Although the Low-Cost Food Plan amounts are higher than the amounts used to calculate the official poverty thresholds, they are conservative estimates of food expenditures. Even though average American families spend about 39% of their food budget on food

The Self-Sufficiency Standard

for

Texas

Selected Family Types



Summer 1997

WIDER OPPORTUNITIES FOR WOMEN

815 Fifteenth Street, NW, Suite 916, Washington, D.C. 20005
Phone: (202) 638-3143 Fax: (202) 638-4885 e-mail: info@w-o-w.org

eaten away from home, according to the *Consumer Expenditure Survey*, the Low-Cost Food Plan does not allow for any fast-food or restaurant meals.

Transportation: For families living in non-metropolitan counties and metropolitan areas that do not have adequate public transportation systems, transportation costs are based on the costs of owning and operating an eight-year-old car. The Standard assumes the car will be used to commute to work, to travel to the child care facility and to the grocery store. The costs include monthly variable costs (e.g., gas, oil, tires, maintenance) and fixed costs (e.g., fire and theft insurance, property damage and liability, license, registration and taxes, finance charges). The Standard adjusts transportation costs (including mileage) based on whether the family is headed by a single parent, two parents or a single adult with no children. Because there are slight differences in transportation costs by region of the country, the Standard adjusts for these differences as well. Data for transportation costs were obtained from the American Automobile Manufacturers Association and the *Consumer Expenditure Survey*.

Medical Care: The Self-Sufficiency Standard assumes that a person working full-time has health insurance coverage provided by her/his employer. Health care costs included in the Standard are limited to the employee's share of insurance premiums and additional out-of-pocket expenses, including co-payments, uncovered expenses (such as costs for dental care and prescriptions) and insurance deductibles. The Standard assumes that employees will pay one-third of the cost of health insurance.

Although workers who do not have employer-provided health insurance often "do without," we stress that families cannot be truly self-sufficient without health insurance. Data for Texas' medical costs were obtained from the Families USA report, *Skyrocketing Health Inflation: 1980 - 1993 - 2000*.

Miscellaneous: This cost includes items such as clothing, shoes, paper products, diapers, non-prescription medicines, cleaning products and household items, personal hygiene items, and telephone. Miscellaneous expenses are calculated by taking 10% of all other costs. This is a conservative estimate based on suggested percentages used in prior research.

Taxes: The Self-Sufficiency Standard for Texas includes sales, payroll and federal income taxes. Sales tax is calculated using the Commerce Clearinghouse's *1997 State Tax Handbook*. The sales tax for Texas in 1996 was 6.25%—the tax on retail sales and use. Payroll tax for OASDI and Medicare is calculated as 7.65% of each dollar earned. Federal tax is the amount of money workers pay on earnings less exemptions and deductions. The estimated income produced by the Self-Sufficiency Standard is taxed at a federal tax rate of 15%. (The Standard for other states also includes state income tax. Since Texas has no state tax, it is not included.)

Earned Income Tax Credit (EITC): The EITC, or as it is sometimes called the Earned Income Credit, is a federal tax refund intended to offset the loss of income from taxes owed by working poor and near-poor families. The EITC is a refundable tax, i.e., working adults may receive the tax credit or a lump-sum payment whether or not they owe any federal taxes. The EITC reduces the income needed for a family to be self-sufficient.

Child Care Tax Credit (CCTC): The CCTC is a federal tax credit that allows working parents to deduct a percentage of the costs of child care from the federal taxes that they owe. Like the EITC, the CCTC is deducted from the total amount of money a family needs to be self-sufficient. Unlike the EITC, the CCTC is not a "refundable" or "negative" tax. A family may only receive the CCTC as a credit against federal taxes owed. Therefore, families who owe very little to the federal government in income taxes, can only receive the CCTC up to the amount of federal taxes they owe.

How Much Money Is Enough in Texas?

The amount of money that a family needs to be economically self-sufficient varies by family size and age of members. The Self-Sufficiency Standard for the metropolitan areas and non-metropolitan counties in Texas provides the minimum amount of money needed for 70 family types to be self-sufficient. (Data for selected family types for each metropolitan area and non-metropolitan county are presented in the Appendix.) The Standard does not argue that families need to earn the specified minimum amount of money as a wage; it simply documents the costs to be covered. If a person receives subsidies, the amount of income needed would be reduced. For example, a single parent with two children would need to pay \$567 per month for a two-bedroom apartment. However, if that parent received a housing allowance of \$250 per month, her housing costs would be reduced to \$317 per month.

The Self-Sufficiency Standard does not argue that families need to earn the specified minimum amount of money as a wage; it simply documents the necessary costs to be covered.

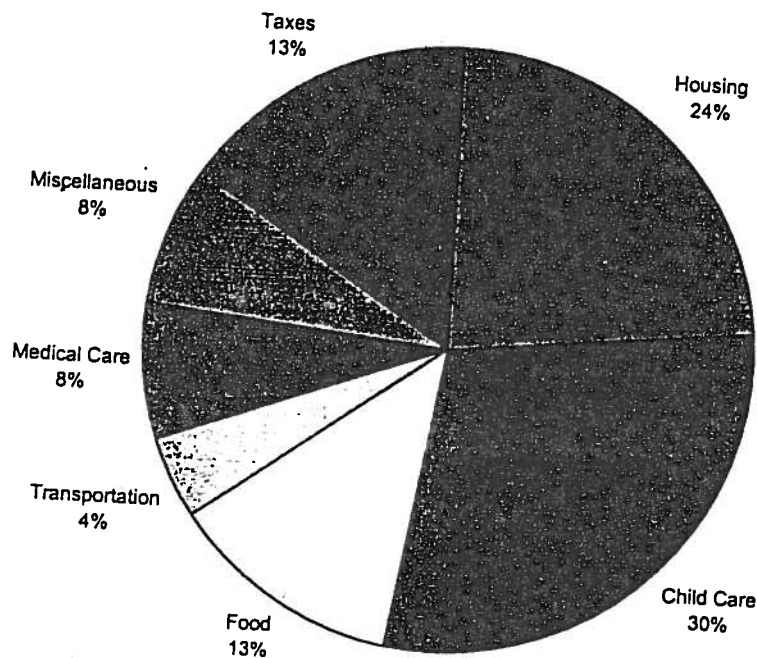
Housing costs in Texas, which make up a large percentage of a family's expenses, are higher in metropolitan areas than non-metropolitan areas. The cost for a one-bedroom apartment in the Houston metropolitan area, for example, was \$437 per month in 1996. By comparison, the cost for a one-bedroom apartment in Kerr County was \$341 per month. Overall, housing costs in Texas made up about 25% of a family's total budget.

Housing costs in Texas, in general, were lower than in other parts of the country. For example, in 1996, a one-bedroom apartment in the New York metropolitan area was almost \$300 more (\$719 per month) than a one-bedroom apartment in the Houston metro area. The cost of a one-bedroom apartment in the Raleigh-Durham-Chapel Hill metro area was almost \$100 more than the cost of a one-bedroom apartment in the Houston metro area.

Child care costs also comprise a large percentage of a family's total expenses. Unlike housing, however, child care costs are fairly consistent in metropolitan and nonmetropolitan areas, but differ by age of the child. The highest costs are for children under age three. The cost of child care for an infant in the Abilene metropolitan area was \$245 per month in 1996. Similarly, the cost for child care for an infant in Zavala County was \$249 per month. The cost of child care for a school-age child in Abilene was \$184 per month while the child care cost for a school-age child in Zavala County was \$242. Overall, child care costs for Texas families with at least one child receiving care made up about 23% of a family's total budget.

According to the Self-Sufficiency Standard for the Houston metropolitan area, a single person with no children would need to earn about \$6 per hour to be able to meet her/his basic needs (\$1,010 per month). Forty-three percent of this person's monthly earnings would go toward housing. An adult with one infant and one preschool-age child, on the other hand, needs to earn about \$13.50 per hour (\$2,379 per month) to meet the basic needs of the family. Housing accounts for about 24% of monthly income. More than half of this family's monthly income is needed for housing and child care (see Figure 1, below). Although the amount of money needed to be self-sufficient varies by size of family and age of children, in most cases, housing and child care costs make up about 45% of total earnings (see Table 1, next page for example).

Figure 1
Percentage of Income Needed to Meet Basic Needs, 1996
*Family with One Parent, One Infant and One Preschool-Age Child in the Houston PMSA**



* PMSA—Primary Metropolitan Statistical Area.

Note: The percentage of income needed for taxes, 13%, is net of the EITC and CCTC.

Table 1
The Self-Sufficiency Standard for the Houston PMSA, 1996*
Monthly Expenses and Shares of Total Budget, Selected Family Types

Monthly Expenses:	One Adult		One Parent, One Infant		One Parent, One Infant, One Preschooler	
	Costs	% of total	Costs	% of total	Costs	% of total
Housing	\$437.00	43.3	\$567.00	33.2	\$567.00	23.8
Child Care	NA	NA	\$345.18	20.2	\$718.30	30.2
Food	\$153.48	15.2	\$225.28	13.2	\$303.24	12.7
Transportation	\$105.71	10.5	\$109.60	6.4	\$109.60	4.6
Medical Care	\$84.00	8.3	\$169.41	9.9	\$190.89	8.0
Miscellaneous	\$78.02	7.7	\$141.65	8.3	\$188.90	7.9
Total Taxes (Taxes minus EITC and CCTC)	\$151.76	15.0	\$148.79	8.7	\$301.34	12.7
Earned Income Tax Credit (-)	\$0.00		(\$61.17)		\$0.00	
Child Care Tax Credit (-)	\$0.00		(\$48.00)		(\$80.00)	
SELF-SUFFICIENCY WAGE— MONTHLY	\$1,009.96	100.0	\$1,706.91	100.0	\$2,379.27	100.0
HOURLY**	\$5.74		\$9.70		\$13.53	

* The Standard is calculated by adding expenses and taxes and subtracting tax credits.

** The hourly wage is calculated by dividing the monthly wage by 176 hours (8 hours per day times 22 days per month).

Note: Totals may not add exactly due to rounding.

According to the Standard, the amount of income needed to be self-sufficient (including paying taxes) is considerably higher than the amount necessary to get out of poverty as defined by the U.S. Bureau of the Census' official poverty thresholds. The official poverty thresholds are derived basically by multiplying the amount of money allotted for food using the Thrifty Food Plan times three. In 1996, a family consisting of one adult and two children would be considered not poor if this family had a monthly income of \$1,043 (\$12,517 annually)¹. This amount is just 44% of the amount needed for a family with one adult, one infant and one preschool-age child to be self-sufficient, according to the Standard. Research shows that families at the poverty level cannot meet their needs without assistance. With income at the poverty level, families cannot cover even the cost of housing and child care, let alone the other costs included in the Standard. The Standard, therefore, is a more accurate level of real need.

The wage levels presented in Table 1 (above) show what former welfare recipients in the Houston metropolitan area need in order to become self-sufficient. These income levels can be achieved with training and education or combinations of wages and subsidies.

¹ U.S. Department of Commerce, Bureau of the Census, *Preliminary Estimates of Poverty*, Washington, D.C., January 14, 1997. Note: Published summaries of official poverty thresholds are based on weighted averages for children of all ages.

How The Self-Sufficiency Standard Can Be Used

With the passage of the 1996 welfare legislation, policy makers, program providers—both for-profit and non-profit, foundations, charities, advocacy groups and state officials share the critical responsibility of helping participants become self-sufficient through steady employment. The Self-Sufficiency Standard documents the costs of living that families of different sizes must meet to live independently. The Standard demonstrates that, for most families, earnings that are above the official poverty level or earnings that are high enough to disqualify them from welfare, are nevertheless far below what they need to meet their families' basic needs for food, shelter, clothes, and so forth. Self-sufficiency is more than just staying alive. Self-sufficiency means maintaining a decent standard of living, and not having to choose between basic necessities—whether to meet one's need for child care, but not for nutrition; or housing, but not medical care—as those who do not have sufficient incomes must do everyday.

The Self-Sufficiency Standard can be used at the policymaking, program-delivery, public education and individual counseling levels to improve the likelihood that low-income individuals and families will become self-sufficient. The Standard has many uses at a time when “block-granting” leaves decisions to the state and local levels about how to evaluate success within the restrictions of federal law, what to subsidize, and how to design and implement programs.

Policymakers can use the Standard as an evaluation tool in state welfare and workforce development policy, including waivers or state-initiated plans and programs. Because the Standard is based on metropolitan area and non-metropolitan county-level costs, it can be used to compare and rank state and local government efforts. It may also be used to target jobs in sectors of the economy that pay Self-Sufficiency Standard wages.

Policymakers can also use the Standard to assess the amount of subsidies that families will need if they earn wages which fall below the Self-Sufficiency Standard. These subsidies can include transitional child care, medical or housing assistance. In addition, the Standard also can be used by policymakers to design exemptions from participation for participants whose costs would be too high in the short term (such as exempting mothers with two or more infants from participation in the TANF program for one year or developing generous income disregards for mothers with five or more children whose child care and housing costs become unaffordable).

Program providers can use it in counseling participants as to the amount of income needed to become independent and leave welfare permanently. Program providers can also use it to help participants create packages of earnings and subsidies for the short- and long-run. Advocates can use it as a public education tool to show the disparity between state benefit levels, wages earned and the cost-of-living in specific states and counties, which may prevent a “race to the bottom.” It can also be used to help employers understand the importance of providing benefits for entry-level workers who are moving from welfare to work.

The Standard is currently being used for these purposes in several states and in a number of community organizations. For further information about the Standard, or to learn about how to have Wider Opportunities for Women develop the Standard for your community or state, contact Wider Opportunities for Women, (202) 638-3143.

Selected Data Sources

- American Automobile Manufacturers Association. 1996. *Motor Vehicle Facts and Figures*, 1996. Washington, D.C.: AAMA.
- CCH Editorial Staff Publication. 1996. *1997 State Tax Handbook*. Chicago: CCH Incorporated.
- Families USA. 1993. *Skyrocketing Health Inflation 1980 - 1993 - 2000; The Burden on Families and Businesses*. Washington, D.C.: Families USA Foundation.
- Texas Workforce Commission: Child Care/Work and Family Clearinghouse. 1996. *CCMS Contractors—Who They Are and What They Do*. Austin: Texas Workforce Commission: Child Care/Work and Family Clearinghouse.
- U.S. Bureau of the Census. 1995. *Statistical Abstract of the United States: 1995 (115th edition)*. Washington, D.C.: Government Printing Office.
- U.S. Department of Agriculture. 1996. "Cost of Food at Home Estimated for Food Plans at Four Cost Levels, June 1996, U.S. Average." Washington, D.C.: Center for Nutrition Policy and Promotion.
- U.S. Department of Health and Human Services. 1987. *National Medical Expenditure Survey*. Rockville, M.D.: DHHS.
- U.S. Department of Housing and Urban Development. 1996. "Fair Market Rents for the Section 8 Housing Assistance Payments Program—Fiscal Year 1996; Final Rule." *Federal Register*, Volume 16, Number 35, February 21.
- U.S. Department of Labor, Bureau of Labor Statistics. 1995. *Consumer Expenditure Survey*, 1995. Unpublished data.
- U.S. Department of the Treasury—Internal Revenue Service. 1996. *1996 1040A Instructions*. Washington, D.C.: U.S. Government Printing Office.

About the Authors

Diana M. Pearce, Ph.D. is founder and director of the Women and Poverty Project, Wider Opportunities for Women, Inc. in Washington, D.C. Recognized for coining the phrase "the feminization of poverty," Dr. Pearce has written and spoken widely on women's poverty and economic inequality and has testified before Congress and the President's Working Group on Welfare Reform. Dr. Pearce conceived and developed the methodology for the Self-Sufficiency Standard and first published results in 1996 for Iowa and California. Her areas of expertise include low-wage and part-time employment, unemployment insurance, homelessness, and welfare reform as they impact on women. Dr. Diana Pearce has helped found and lead several coalitions, including the *Women, Work and Welfare Coalition* and the *Women and Job-Training Coalition*. She received her Ph.D. degree in Sociology from the University of Michigan.

Janice Hamilton Outtz is an independent research consultant and president of Hamilton Outtz Consultants, a demographic and survey research firm. Areas of expertise are in demographic data collection (particularly using federal data sources) and analyses, writing, program evaluation, and designing and administering questionnaires. In addition to Wider Opportunities for Women's Women and Poverty Project, her clients have included: the Institute for Educational Leadership's Center for Demographic Policy, where she was the Center's co-director (1990-1995), the D.C. Public Schools, Head Start and Early Childhood Development Office, the Institute for Women's Policy Research and the Institute for Workplace Learning at the American Society for Training and Development. Ms. Outtz is project director for development of WOW's Self-Sufficiency Standard for the District of Columbia and Texas. She has been working in the demographic and survey research field since 1971. Ms. Outtz has written numerous research reports and articles on demographic issues including: *Women in the Labor Force, The Year 2000 is Now*; *the Demographics of American Families*; *AFDC Update and Related Demographic Facts*; and *Hispanic Americans in the United States*. She received a Master's Degree from Howard University and post-graduate training at the University of Maryland and the United States Department of Agriculture's Graduate School.

Roberta Spalter-Roth, Ph.D. is Director of Research at the Women's Research and Education Institute where her primary focus is examining the relationship between non-standard work arrangements and family status and access to age and gender appropriate health care for women. In addition to consulting with Wider Opportunities for Women's Women and Poverty Project on the Self-Sufficiency Standard for the District of Columbia and Texas, Dr. Spalter-Roth is also a consultant with the U.S. Department of Labor's Women's Bureau on a major report on the gendered effects of corporate downsizing and worker displacement. From 1987 to 1996, Dr. Spalter-Roth was Director of Research at the Institute for Women's Policy Research where she set the Institute's research agenda and directed projects which included: *Welfare that Works: The Working Lives of AFDC Recipients*; *Low-Wage Jobs and Workers: New Findings on Race, Ethnicity, and Gender*; and *An Evaluation of an Income Generating Strategy for Low-Income Women*. Dr. Spalter-Roth received her Ph.D. from American University. She has held faculty positions in the Women's Studies Program and Policy Center at The George Washington

University and the Sociology Department of the American University, where she holds an adjunct faculty appointment.

Jennifer Brooks is a research consultant on WOW's Self-Sufficiency Standard for the District of Columbia and Texas. She is currently conducting research on the impact that various methods of measuring poverty have on women, as well as other issues relating to women, poverty and work. Ms. Brooks received a Master's Degree in Public Policy with a Concentration in Women's Studies from The George Washington University in May 1997.



Wider Opportunities for Women

WOW is a 32-year-old national women's employment organization that works to achieve economic independence and equality of opportunity for women and girls. WOW coordinates the Workforce Network—a network of women's service and training organizations in all 50 states—that reaches more than one million women and girls every year. WOW has been a leader in the areas of nontraditional employment, literacy and welfare-to-work strategies for more than three decades.

Is an
ict of
ds of
work.
men's

Appendix

- *List of Texas Metropolitan Areas and Non-Metropolitan Counties*
- *The Self-Sufficiency Standard for Texas, Selected Family Types*

Texas Metropolitan Areas and Non-Metropolitan Counties

Metropolitan Areas

Abilene MSA
Includes Taylor County

Amarillo MSA
Includes Potter and Randall Counties

Austin-San Marcos MSA
Includes Bastrop, Caldwell, Hays, Travis and Williamson Counties

Beaumont-Port Arthur MSA
Includes Hardin, Jefferson and Orange Counties

Brazoria PMSA
Includes Brazoria County

Brownsville-Harlingen-San Benito MSA Includes Cameron County

Bryan-College Station MSA
Includes Brazos County

Corpus Christi MSA
Includes Nueces and San Patricio Counties

Dallas PMSA
Includes Collin, Dallas, Denton, Ellis, Hunt, Kaufman and Rockwall Counties

El Paso MSA
Includes El Paso County

Fort Worth-Arlington PMSA
Includes Hood, Johnson, Parker and Tarrant Counties

Galveston-Texas City PMSA
Includes Galveston County

Henderson County

Houston PMSA
Includes Chambers, Fort Bend, Harris, Liberty, Montgomery and Waller Counties

Killeen-Temple MSA
Includes Bell and Coryell Counties

Laredo MSA
Includes Webb County

Longview-Marshall MSA
Includes Gregg, Harrison and Upshur Counties

Lubbock MSA

Includes Lubbock County

Mc Allen-Edinburg-Mission MSA

Includes Hidalgo County

Odessa-Midland MSA

Includes Ector and Midland Counties

San Angelo MSA

Includes Tom Green County

San Antonio MSA

Includes Bexar, Comal, Guadalupe and Wilson Counties

Sherman-Denison MSA

Includes Grayson County

Texarkana TX-Texarkana AR MSA

Includes Bowie County

Tyler MSA

Includes Smith County

Victoria MSA

Includes Victoria County

Waco MSA

Includes McLennan County

Wichita Falls MSA

Includes Archer and Wichita Counties

Non-Metropolitan Counties

Anderson County

Andrews County

Angelina County

Aransas County

Armstrong County

Atascosa County

Austin County

Bailey County

Bandera County

Baylor County

Bee County

Blanco County

Borden County

Bosque County

Brewster County

Briscoe County

Brooks County

Brown County

Burleson County

Burnet County

Calhoun County

Callahan County

Camp County

Carson County

Cass County

Castro County

Cherokee County

Childress County

Clay County

Cochran County

Coke County

Coleman County

Collingsworth County

Colorado County

Comanche County

Concho County

Cooke County

Cottle County

Crane County

Crockett County

Crosby County

Culberson County

Dallam County

Dawson County

Deaf Smith County

Delta County

DeWitt County

Dickens County

Dimmit County

Donley County

Duval County

Eastland County

Edwards County

Erath County

Falls County

Fannin County

Fayette County

Fisher County

Floyd County

Foard County

Franklin County

Freestone County

Frio County

Gaines County

Garza County

Gillespie County

Glasscock County

Goliad County

Gonzales County

Gray County

Grimes County

Hale County

Hall County

Hamilton County

Hansford County

Hardeman County

Hartley County

Haskell County

Hemphill County

Hill County

Hockley County

Hopkins County

Houston County

Howard County

Hudspeth County

Hutchinson County

Irion County

Jack County

Jackson County

Jasper County

Jeff Davis County

Jim Hogg County

Jim Wells County

Jones County

Karnes County

Kendall County

Kenedy County

Kent County

Kerr County

Kimble County

King County

Kinney County

Kleberg County

Knox County

Lamar County

Lamb County

Lampasas County

La Salle County

Lavaca County

Lee County

Leon County

Limestone County

Lipscomb County

Live Oak County

Llano County

Loving County

Lynn County

Madison County

Marion County

Martin County

Mason County

Matagorda County

Maverick County

McCulloch County

McMullen County

Medina County

Menard County

Milam County

Mills County

Mitchell County

Montague County

Moore County

Morris County

Motley County

Nacogdoches County

Navarro County

Newton County

Nolan County

Ochiltree County

Oldham County

Palo Pinto County

Panola County

Parmer County

Pecos County

Polk County

Presidio County

Rains County

Reagan County

Real County

Red River County

Reeves County

Refugio County

Roberts County

Robertson County

Runnels County

Rusk County

Sabine County

San Augustine County

San Jacinto County

San Saba County

Schleicher County

Scurry County

Shackelford County

Shelby County

Sherman County

Somervell County

Starr County

Stephens County

Sterling County

Stonewall County

Sutton County

Swisher County

Terrell County

Terry County

Throckmorton County

Titus County

Trinity County

Tyler County

Upton County

Uvalde County

Val Verde County

Van Zandt County

Walker County

Ward County

Washington County

Wharton County

Wheeler County

Wilbarger County

Willacy County

Winkler County

Wise County

Wood County

Yoakum County

Young County

Zapata County

Zavala County

ity

ty

ty

ount
nty
y
ty

nty

nt

Metropolitan Areas

The Self-Sufficiency Standard for Abilene, TX MSA, 1996
Selected Family Types

Monthly Costs		Single Adult	Adult + Infant	Adult + preschool	Adult + Infant preschool	Adult + schoolage teenager	Adult + Infant preschool schoolage	2 Adults + Infant preschool
1.	Housing	\$304.00	\$393.00	\$393.00	\$393.00	\$393.00	\$530.00	\$393.00
2.	Child Care	\$0.00	\$245.52	\$249.92	\$495.44	\$184.14	\$679.58	\$495.44
3.	Food	\$153.48	\$225.28	\$233.09	\$303.24	\$400.26	\$407.90	\$434.90
4.	Transportation	\$105.71	\$109.60	\$109.60	\$109.60	\$109.60	\$109.60	\$212.06
5.	Medical Care	\$84.00	\$169.41	\$147.40	\$190.89	\$196.09	\$212.38	\$246.94
6.	Miscellaneous	\$64.72	\$114.28	\$113.30	\$149.22	\$128.31	\$193.95	\$178.23
7.	Taxes	\$107.84	\$145.55	\$142.27	\$205.52	\$130.73	\$356.78	\$271.63
8.	Earned Income Tax Credit (-)	\$0.00	(\$139.28)	(\$141.55)	(\$160.18)	(\$228.51)	\$0.00	(\$61.46)
9.	Child Care Tax Credit (-)	\$0.00	(\$45.22)	(\$43.09)	(\$72.73)	(\$24.06)	(\$80.00)	(\$88.00)
10.	MONTHLY SELF-SUFFICIENCY WAGE	\$819.74	\$1,218.14	\$1,203.94	\$1,614.01	\$1,289.56	\$2,410.18	\$2,082.74
11.	HOURLY SELF-SUFFICIENCY WAGE	\$4.66	\$6.92	\$6.84	\$9.17	\$7.33	\$13.69	\$5.92 per adult

The Self-Sufficiency Standard for Amarillo, TX MSA, 1996
Selected Family Types

Monthly Costs		Single Adult	Adult + Infant	Adult + preschool	Adult + Infant preschool	Adult + schoolage teenager	Adult + Infant preschool schoolage	2 Adults + Infant preschool
1.	Housing	\$332.00	\$413.00	\$413.00	\$413.00	\$413.00	\$577.00	\$413.00
2.	Child Care	\$0.00	\$245.52	\$281.38	\$526.90	\$141.24	\$668.14	\$526.90
3.	Food	\$153.48	\$225.28	\$233.09	\$303.24	\$400.26	\$407.90	\$434.90
4.	Transportation	\$105.71	\$109.60	\$109.60	\$109.60	\$109.60	\$109.60	\$212.06
5.	Medical Care	\$84.00	\$169.41	\$147.40	\$190.89	\$196.09	\$212.38	\$246.94
6.	Miscellaneous	\$67.52	\$116.28	\$118.45	\$154.36	\$126.02	\$197.50	\$183.38
7.	Taxes	\$117.09	\$152.24	\$159.58	\$223.93	\$122.54	\$368.52	\$296.47
8.	Earned Income Tax Credit (-)	\$0.00	(\$134.65)	(\$129.57)	(\$143.36)	(\$235.99)	\$0.00	(\$38.67)
9.	Child Care Tax Credit (-)	\$0.00	(\$49.57)	(\$54.00)	(\$84.70)	(\$18.73)	(\$80.00)	(\$84.00)
10.	MONTHLY SELF-SUFFICIENCY WAGE	\$859.79	\$1,247.11	\$1,278.93	\$1,693.86	\$1,254.03	\$2,461.03	\$2,190.98
11.	HOURLY SELF-SUFFICIENCY WAGE	\$4.89	\$7.09	\$7.27	\$9.62	\$7.13	\$13.98	\$6.22 per adult

The Self-Sufficiency Standard for Austin-San Marcos TX, MSA 1996

Selected Family Types

Monthly Costs		Single Adult	Adult + Infant	Adult + preschool	Adult + Infant preschool	Adult + schoolage teenager	Adult + Infant preschool schoolage	2 Adults + Infant preschool
1	Housing	\$489.00	\$652.00	\$652.00	\$652.00	\$652.00	\$905.00	\$652.00
2	Child Care	\$0.00	\$303.16	\$334.84	\$638.00	\$240.90	\$878.90	\$638.00
3	Food	\$153.48	\$225.28	\$233.09	\$303.24	\$400.26	\$407.90	\$434.90
4	Transportation	\$105.71	\$109.60	\$109.60	\$109.60	\$109.60	\$109.60	\$212.06
5	Medical Care	\$84.00	\$169.41	\$147.40	\$190.89	\$196.09	\$212.38	\$246.94
6	Miscellaneous	\$83.22	\$145.95	\$147.69	\$189.37	\$159.89	\$251.38	\$218.39
7	Taxes	\$168.93	\$275.79	\$283.03	\$382.89	\$264.43	\$546.41	\$424.56
8	Earned Income Tax Credit (-)	\$0.00	(\$48.79)	(\$43.76)	\$0.00	(\$106.03)	\$0.00	\$0.00
9	Child Care Tax Credit (-)	\$0.00	(\$48.00)	(\$48.00)	(\$80.00)	(\$46.00)	(\$80.00)	\$0.00
10	MONTHLY SELF-SUFFICIENCY WAGE	\$1,084.33	\$1,784.39	\$1,815.89	\$2,385.99	\$1,871.14	\$3,231.56	\$2,746.85
11	HOURLY SELF-SUFFICIENCY WAGE	\$6.16	\$10.14	\$10.32	\$13.56	\$10.63	\$18.36	\$7.80 per adult

The Self-Sufficiency Standard for Beaumont-Port Arthur, TX, MSA 1996

Selected Family Types

Monthly Costs		Single Adult	Adult + Infant	Adult + preschool	Adult + Infant preschool	Adult + schoolage teenager	Adult + Infant preschool schoolage	2 Adults + Infant preschool
1	Housing	\$362.00	\$442.00	\$442.00	\$442.00	\$442.00	\$585.00	\$442.00
2	Child Care	\$0.00	\$257.84	\$271.26	\$529.10	\$162.36	\$691.46	\$529.10
3	Food	\$153.48	\$225.28	\$233.09	\$303.24	\$400.26	\$407.90	\$434.90
4	Transportation	\$105.71	\$109.60	\$109.60	\$109.60	\$109.60	\$109.60	\$212.06
5	Medical Care	\$84.00	\$169.41	\$147.40	\$190.89	\$196.09	\$212.38	\$246.94
6	Miscellaneous	\$70.52	\$120.41	\$120.33	\$157.48	\$131.03	\$200.63	\$186.50
7	Taxes	\$126.99	\$167.73	\$167.41	\$235.09	\$140.47	\$378.86	\$310.55
8	Earned Income Tax Credit (-)	\$0.00	(\$123.90)	(\$124.13)	(\$133.17)	(\$219.61)	\$0.00	(\$25.75)
9	Child Care Tax Credit (-)	\$0.00	(\$54.00)	(\$54.00)	(\$91.97)	(\$30.40)	(\$80.00)	(\$84.00)
10	MONTHLY SELF-SUFFICIENCY WAGE	\$902.69	\$1,314.37	\$1,312.96	\$1,742.28	\$1,331.80	\$2,505.83	\$2,252.30
11	HOURLY SELF-SUFFICIENCY WAGE	\$5.13	\$7.47	\$7.46	\$9.90	\$7.57	\$14.24	\$6.40 per adult

The Self-Sufficiency Standard for Brazoria, TX, PMSA 1996
Selected Family Types

Monthly Costs		Single Adult	Adult + Infant	Adult + preschool	Adult + Infant preschool	Adult + schoolage teenager	Adult + Infant preschool schoolage	2 Adults + Infant preschool
1.	Housing	\$467.00	\$584.00	\$584.00	\$584.00	\$584.00	\$814.00	\$584.00
2.	Child Care	\$0.00	\$346.72	\$371.80	\$718.52	\$387.64	\$1,106.16	\$718.52
3.	Food	\$153.48	\$225.28	\$233.09	\$303.24	\$400.26	\$407.90	\$434.90
4.	Transportation	\$105.71	\$109.60	\$109.60	\$109.60	\$109.60	\$109.60	\$212.06
5.	Medical Care	\$84.00	\$169.41	\$147.40	\$190.89	\$196.09	\$212.38	\$246.94
6.	Miscellaneous	\$81.02	\$143.50	\$144.59	\$190.63	\$167.76	\$265.00	\$219.64
7.	Taxes	\$161.66	\$265.65	\$270.16	\$387.02	\$300.78	\$591.40	\$428.70
8.	Earned Income Tax Credit (-)	\$0.00	(\$55.83)	(\$52.70)	\$0.00	(\$72.69)	\$0.00	\$0.00
9.	Child Care Tax Credit (-)	\$0.00	(\$48.00)	(\$48.00)	(\$80.00)	(\$44.00)	(\$80.00)	(\$80.00)
10.	MONTHLY SELF-SUFFICIENCY WAGE	\$1,052.86	\$1,740.33	\$1,759.94	\$2,403.90	\$2,029.44	\$3,426.44	\$2,764.76
11.	HOURLY SELF-SUFFICIENCY WAGE	\$5.98	\$9.89	\$10.00	\$13.66	\$11.53	\$19.47	\$7.85 per adult

The Self-Sufficiency Standard for Brownsville-Harlingen-San Benito, TX, MSA 1996
Selected Family Types

Monthly Costs		Single Adult	Adult + Infant	Adult + preschool	Adult + Infant preschool	Adult + schoolage teenager	Adult + Infant preschool schoolage	2 Adults + Infant preschool
1.	Housing	\$397.00	\$496.00	\$496.00	\$496.00	\$496.00	\$621.00	\$496.00
2.	Child Care	\$0.00	\$197.34	\$258.50	\$455.84	\$205.92	\$661.76	\$455.84
3.	Food	\$153.48	\$225.28	\$233.09	\$303.24	\$400.26	\$407.90	\$434.90
4.	Transportation	\$105.71	\$109.60	\$109.60	\$109.60	\$109.60	\$109.60	\$212.06
5.	Medical Care	\$84.00	\$169.41	\$147.40	\$190.89	\$196.09	\$212.38	\$246.94
6.	Miscellaneous	\$74.02	\$119.76	\$124.46	\$155.56	\$140.79	\$201.26	\$184.57
7.	Taxes	\$138.55	\$165.30	\$185.24	\$228.20	\$175.81	\$380.94	\$301.86
8.	Earned Income Tax Credit (-)	\$0.00	(\$125.59)	(\$111.73)	(\$139.46)	(\$187.32)	\$0.00	(\$33.73)
9.	Child Care Tax Credit (-)	\$0.00	(\$53.28)	(\$52.00)	(\$87.48)	(\$52.00)	(\$80.00)	(\$84.00)
10.	MONTHLY SELF-SUFFICIENCY WAGE	\$952.75	\$1,303.83	\$1,390.56	\$1,712.39	\$1,485.15	\$2,514.84	\$2,214.45
11.	HOURLY SELF-SUFFICIENCY WAGE	\$5.41	\$7.41	\$7.90	\$9.73	\$8.44	\$14.29	\$6.29 per adult

The Self-Sufficiency Standard for Bryan-College Station, TX, MSA 1996
Selected Family Types

Monthly Costs		Single Adult	Adult + infant	Adult + preschool	Adult + infant preschool	Adult + schoolage teenager	Adult + infant preschool schoolage	2 Adults + infant preschool
1.	Housing	\$408.00	\$516.00	\$516.00	\$516.00	\$516.00	\$719.00	\$516.00
2.	Child Care	\$0.00	\$297.00	\$289.52	\$586.52	\$289.52	\$876.04	\$586.52
3.	Food	\$153.48	\$225.28	\$233.09	\$303.24	\$400.26	\$407.90	\$434.90
4.	Transportation	\$105.71	\$109.60	\$109.60	\$109.60	\$109.60	\$109.60	\$212.06
5.	Medical Care	\$84.00	\$169.41	\$147.40	\$190.89	\$196.09	\$212.38	\$246.94
6.	Miscellaneous	\$75.12	\$131.73	\$129.56	\$170.63	\$151.15	\$232.49	\$199.64
7.	Taxes	\$142.18	\$216.12	\$206.39	\$296.01	\$224.18	\$484.05	\$362.66
8.	Earned Income Tax Credit (-)	\$0.00	(\$90.27)	(\$97.03)	(\$77.29)	(\$142.94)	\$0.00	\$0.00
9.	Child Care Tax Credit (-)	\$0.00	(\$50.00)	(\$52.00)	(\$88.00)	(\$48.00)	(\$80.00)	(\$80.00)
10.	MONTHLY SELF-SUFFICIENCY WAGE	\$968.48	\$1,524.87	\$1,482.53	\$2,007.60	\$1,695.86	\$2,961.46	\$2,478.72
11.	HOURLY SELF-SUFFICIENCY WAGE	\$5.50	\$8.66	\$8.42	\$11.41	\$9.64	\$16.83	\$7.04 per adult

The Self-Sufficiency Standard for Corpus Christi, TX, MSA 1996
Selected Family Types

Monthly Costs		Single Adult	Adult + infant	Adult + preschool	Adult + infant preschool	Adult + schoolage teenager	Adult + infant preschool schoolage	2 Adults + infant preschool
1.	Housing	\$403.00	\$515.00	\$515.00	\$515.00	\$515.00	\$700.00	\$515.00
2.	Child Care	\$0.00	\$257.84	\$300.74	\$558.58	\$238.26	\$796.84	\$558.58
3.	Food	\$153.48	\$225.28	\$233.09	\$303.24	\$400.26	\$407.90	\$434.90
4.	Transportation	\$105.71	\$109.60	\$109.60	\$109.60	\$109.60	\$109.60	\$212.06
5.	Medical Care	\$84.00	\$169.41	\$147.40	\$190.89	\$196.09	\$212.38	\$246.94
6.	Miscellaneous	\$74.62	\$127.71	\$130.58	\$167.73	\$145.92	\$222.67	\$196.75
7.	Taxes	\$140.53	\$198.73	\$211.36	\$281.34	\$199.79	\$451.63	\$353.10
8.	Earned Income Tax Credit (-)	\$0.00	(\$102.35)	(\$93.57)	(\$90.76)	(\$165.32)	\$0.00	\$0.00
9.	Child Care Tax Credit (-)	\$0.00	(\$52.00)	(\$50.00)	(\$92.00)	(\$50.00)	(\$80.00)	(\$80.00)
10.	MONTHLY SELF-SUFFICIENCY WAGE	\$961.33	\$1,449.22	\$1,504.21	\$1,943.62	\$1,589.60	\$2,821.01	\$2,437.33
11.	HOURLY SELF-SUFFICIENCY WAGE	\$5.46	\$8.23	\$8.55	\$11.04	\$9.03	\$16.03	\$6.92 per adult

The Self-Sufficiency Standard for Dallas, TX, PMSA 1996

Selected Family Types

Monthly Costs		Single Adult	Adult + infant	Adult + preschool	Adult + infant preschool	Adult + schoolage teenager	Adult + infant preschool schoolage	2 Adults + infant preschool
1.	Housing	\$456.00	\$586.00	\$586.00	\$586.00	\$586.00	\$811.00	\$586.00
2.	Child Care	\$0.00	\$357.06	\$377.08	\$734.14	\$240.68	\$974.82	\$734.14
3.	Food	\$153.48	\$225.28	\$233.09	\$303.24	\$400.26	\$407.90	\$434.90
4.	Transportation	\$105.71	\$109.60	\$109.60	\$109.60	\$109.60	\$109.60	\$212.06
5.	Medical Care	\$84.00	\$169.41	\$147.40	\$190.89	\$196.09	\$212.38	\$246.94
6.	Miscellaneous	\$79.92	\$144.74	\$145.32	\$192.39	\$153.26	\$251.57	\$221.40
7.	Taxes	\$158.03	\$270.77	\$273.18	\$392.84	\$233.74	\$547.04	\$434.51
8.	Earned Income Tax Credit (-)	\$0.00	(\$52.28)	(\$50.60)	\$0.00	(\$134.18)	\$0.00	\$0.00
9.	Child Care Tax Credit (-)	\$0.00	(\$48.00)	(\$48.00)	(\$80.00)	(\$48.00)	(\$80.00)	(\$80.00)
10.	MONTHLY SELF-SUFFICIENCY WAGE	\$1,037.13	\$1,762.57	\$1,773.06	\$2,429.10	\$1,737.45	\$3,234.31	\$2,789.96
11.	HOURLY SELF-SUFFICIENCY WAGE	\$5.89	\$10.01	\$10.07	\$13.80	\$9.87	\$18.38	\$7.93 per adult

The Self-Sufficiency Standard for El Paso, TX, MSA 1996

Selected Family Types

Monthly Costs		Single Adult	Adult + infant	Adult + preschool	Adult + infant preschool	Adult + schoolage teenager	Adult + infant preschool schoolage	2 Adults + infant preschool
1.	Housing	\$414.00	\$491.00	\$491.00	\$491.00	\$491.00	\$681.00	\$491.00
2.	Child Care	\$0.00	\$233.20	\$293.92	\$527.12	\$219.34	\$746.46	\$527.12
3.	Food	\$153.48	\$225.28	\$233.09	\$303.24	\$400.26	\$407.90	\$434.90
4.	Transportation	\$105.71	\$109.60	\$109.60	\$109.60	\$109.60	\$109.60	\$212.06
5.	Medical Care	\$84.00	\$169.41	\$147.40	\$190.89	\$196.09	\$212.38	\$246.94
6.	Miscellaneous	\$75.72	\$122.85	\$127.50	\$162.19	\$141.63	\$215.73	\$191.20
7.	Taxes	\$144.16	\$178.57	\$197.85	\$256.30	\$180.42	\$428.72	\$333.39
8.	Earned Income Tax Credit (-)	\$0.00	(\$116.37)	(\$102.97)	(\$113.72)	(\$183.08)	\$0.00	(\$4.80)
9.	Child Care Tax Credit (-)	\$0.00	(\$52.00)	(\$52.00)	(\$92.00)	(\$50.00)	(\$80.00)	(\$80.00)
10.	MONTHLY SELF-SUFFICIENCY WAGE	\$977.06	\$1,361.54	\$1,445.39	\$1,834.63	\$1,505.25	\$2,721.79	\$2,351.81
11.	HOURLY SELF-SUFFICIENCY WAGE	\$5.55	\$7.74	\$8.21	\$10.42	\$8.55	\$15.46	\$6.68 per adult

The Self-Sufficiency Standard for Fort Worth-Arlington, TX, MSA 1996
Selected Family Types

Monthly Costs		Single Adult	Adult + Infant	Adult + preschool	Adult + Infant preschool	Adult + schoolage teenager	Adult + Infant preschool schoolage	2 Adults + Infant preschool
1.	Housing	\$413.00	\$537.00	\$537.00	\$537.00	\$537.00	\$747.00	\$537.00
2.	Child Care	\$0.00	\$342.32	\$365.20	\$707.52	\$301.18	\$1,008.70	\$707.52
3.	Food	\$153.48	\$225.28	\$233.09	\$303.24	\$400.26	\$407.90	\$434.90
4.	Transportation	\$105.71	\$109.60	\$109.60	\$109.60	\$109.60	\$109.60	\$212.06
5.	Medical Care	\$84.00	\$169.41	\$147.40	\$190.89	\$196.09	\$212.38	\$246.94
6.	Miscellaneous	\$75.62	\$138.36	\$139.23	\$184.83	\$154.41	\$248.56	\$213.84
7.	Taxes	\$143.83	\$243.61	\$247.21	\$361.72	\$238.93	\$537.10	\$409.54
8.	Earned Income Tax Credit (-)	\$0.00	(\$71.16)	(\$68.66)	(\$17.02)	(\$129.42)	\$0.00	\$0.00
9.	Child Care Tax Credit (-)	\$0.00	(\$50.00)	(\$50.00)	(\$84.00)	(\$48.00)	(\$80.00)	(\$80.00)
10.	MONTHLY SELF-SUFFICIENCY WAGE	\$975.63	\$1,644.42	\$1,660.06	\$2,293.78	\$1,760.05	\$3,191.23	\$2,681.81
11.	HOURLY SELF-SUFFICIENCY WAGE	\$5.54	\$9.34	\$9.43	\$13.03	\$10.00	\$18.13	\$7.62 per adult

The Self-Sufficiency Standard for Galveston-Texas City, TX, PMSA 1996
Selected Family Types

Monthly Costs		Single Adult	Adult + Infant	Adult + preschool	Adult + Infant preschool	Adult + schoolage teenager	Adult + Infant preschool schoolage	2 Adults + Infant preschool
1.	Housing	\$423.00	\$531.00	\$531.00	\$531.00	\$531.00	\$738.00	\$531.00
2.	Child Care	\$0.00	\$346.72	\$371.80	\$718.52	\$387.64	\$1,106.16	\$718.52
3.	Food	\$153.48	\$225.28	\$233.09	\$303.24	\$400.26	\$407.90	\$434.90
4.	Transportation	\$105.71	\$109.60	\$109.60	\$109.60	\$109.60	\$109.60	\$212.06
5.	Medical Care	\$84.00	\$169.41	\$147.40	\$190.89	\$196.09	\$212.38	\$246.94
6.	Miscellaneous	\$76.62	\$138.20	\$139.29	\$185.33	\$162.46	\$257.40	\$214.34
7.	Taxes	\$147.13	\$242.95	\$247.45	\$363.97	\$276.05	\$566.31	\$411.20
8.	Earned Income Tax Credit (-)	\$0.00	(\$71.62)	(\$68.49)	(\$14.95)	(\$95.37)	\$0.00	\$0.00
9.	Child Care Tax Credit (-)	\$0.00	(\$50.00)	(\$50.00)	(\$84.00)	(\$46.00)	(\$80.00)	(\$80.00)
10.	MONTHLY SELF-SUFFICIENCY WAGE	\$989.94	\$1,641.53	\$1,661.14	\$2,303.60	\$1,921.73	\$3,317.75	\$2,688.96
11.	HOURLY SELF-SUFFICIENCY WAGE	\$5.62	\$9.33	\$9.44	\$13.09	\$10.92	\$18.85	\$7.64 per adult

The Self-Sufficiency Standard for Henderson County, TX, 1996
Selected Family Types

Monthly Costs		Single Adult	Adult + Infant	Adult + preschool	Adult + Infant preschool	Adult + schoolage teenager	Adult + Infant preschool schoolage	2 Adults + Infant preschool
1.	Housing	\$323.00	\$395.00	\$395.00	\$395.00	\$395.00	\$540.00	\$395.00
2.	Child Care	\$0.00	\$245.52	\$267.96	\$513.48	\$171.82	\$685.30	\$513.48
3.	Food	\$153.48	\$225.28	\$233.09	\$303.24	\$400.26	\$407.90	\$434.90
4.	Transportation	\$105.71	\$109.60	\$109.60	\$109.60	\$109.60	\$109.60	\$212.06
5.	Medical Care	\$84.00	\$169.41	\$147.40	\$190.89	\$196.09	\$212.38	\$246.94
6.	Miscellaneous	\$66.62	\$114.48	\$115.30	\$151.22	\$127.28	\$195.52	\$180.24
7.	Taxes	\$114.12	\$146.22	\$148.97	\$212.69	\$127.04	\$361.97	\$280.68
8.	Earned Income Tax Credit (-)	\$0.00	(\$138.82)	(\$136.91)	(\$153.63)	(\$231.88)	\$0.00	(\$53.17)
9.	Child Care Tax Credit (-)	\$0.00	(\$45.66)	(\$47.45)	(\$77.39)	(\$21.66)	(\$80.00)	(\$88.00)
10.	MONTHLY SELF-SUFFICIENCY WAGE	\$846.92	\$1,221.04	\$1,232.97	\$1,645.11	\$1,273.55	\$2,432.66	\$2,122.13
11.	HOURLY SELF-SUFFICIENCY WAGE	\$4.81	\$6.94	\$7.01	\$9.35	\$7.24	\$13.82	\$6.03 per adult

The Self-Sufficiency Standard for Houston, TX PMSA, 1996
Selected Family Types

Monthly Costs		Single Adult	Adult + Infant	Adult + preschool	Adult + Infant preschool	Adult + schoolage teenager	Adult + Infant preschool schoolage	2 Adults + Infant preschool
1.	Housing	\$437.00	\$567.00	\$567.00	\$567.00	\$567.00	\$788.00	\$567.00
2.	Child Care	\$0.00	\$345.18	\$373.12	\$718.30	\$363.88	\$1,082.18	\$718.30
3.	Food	\$153.48	\$225.28	\$233.09	\$303.24	\$400.26	\$407.90	\$434.90
4.	Transportation	\$105.71	\$109.60	\$109.60	\$109.60	\$109.60	\$109.60	\$212.06
5.	Medical Care	\$84.00	\$169.41	\$147.40	\$190.89	\$196.09	\$212.38	\$246.94
6.	Miscellaneous	\$78.02	\$141.65	\$143.02	\$188.90	\$163.68	\$260.01	\$217.92
7.	Taxes	\$151.76	\$257.97	\$263.66	\$381.34	\$281.57	\$574.90	\$423.01
8.	Earned Income Tax Credit (-)	\$0.00	(\$61.18)	(\$57.22)	\$0.00	(\$90.31)	\$0.00	\$0.00
9.	Child Care Tax Credit (-)	\$0.00	(\$48.00)	(\$48.00)	(\$80.00)	(\$46.00)	(\$80.00)	(\$80.00)
10.	MONTHLY SELF-SUFFICIENCY WAGE	\$1,009.96	\$1,706.91	\$1,731.67	\$2,379.27	\$1,945.78	\$3,354.96	\$2,740.13
11.	HOURLY SELF-SUFFICIENCY WAGE	\$5.74	\$9.70	\$9.84	\$13.52	\$11.06	\$19.06	\$7.78 per adult

The Self-Sufficiency Standard for Killeen-Temple, TX, MSA 1996
Selected Family Types

Monthly Costs		Single Adult	Adult + Infant	Adult + preschool	Adult + Infant preschool	Adult + schoolage teenager	Adult + Infant preschool schoolage	2 Adults + Infant preschool
1.	Housing	\$384.00	\$486.00	\$486.00	\$486.00	\$486.00	\$677.00	\$486.00
2.	Child Care	\$0.00	\$245.52	\$270.38	\$515.90	\$211.20	\$727.10	\$515.90
3.	Food	\$153.48	\$225.28	\$233.09	\$303.24	\$400.26	\$407.90	\$434.90
4.	Transportation	\$105.71	\$109.60	\$109.60	\$109.60	\$109.60	\$109.60	\$212.06
5.	Medical Care	\$84.00	\$169.41	\$147.40	\$190.89	\$196.09	\$212.38	\$246.94
6.	Miscellaneous	\$72.72	\$123.58	\$124.65	\$160.56	\$140.32	\$213.40	\$189.58
7.	Taxes	\$134.26	\$181.60	\$186.02	\$247.37	\$173.68	\$421.00	\$324.45
8.	Earned Income Tax Credit (-)	\$0.00	(\$114.26)	(\$111.19)	(\$121.93)	(\$189.27)	\$0.00	(\$13.01)
9.	Child Care Tax Credit (-)	\$0.00	(\$52.00)	(\$52.00)	(\$96.00)	(\$52.00)	(\$80.00)	(\$84.00)
10.	MONTHLY SELF-SUFFICIENCY WAGE	\$934.16	\$1,374.74	\$1,393.95	\$1,795.64	\$1,475.88	\$2,688.38	\$2,312.83
11.	HOURLY SELF-SUFFICIENCY WAGE	\$5.31	\$7.81	\$7.92	\$10.20	\$8.39	\$15.27	\$6.57 per adult

The Self-Sufficiency Standard for Laredo, TX, MSA 1996
Selected Family Types

Monthly Costs		Single Adult	Adult + Infant	Adult + preschool	Adult + Infant preschool	Adult + schoolage teenager	Adult + Infant preschool schoolage	2 Adults + Infant preschool
1.	Housing	\$344.00	\$452.00	\$452.00	\$452.00	\$452.00	\$565.00	\$452.00
2.	Child Care	\$0.00	\$245.52	\$438.24	\$683.76	\$225.06	\$908.82	\$683.76
3.	Food	\$153.48	\$225.28	\$233.09	\$303.24	\$400.26	\$407.90	\$434.90
4.	Transportation	\$105.71	\$109.60	\$109.60	\$109.60	\$109.60	\$109.60	\$212.06
5.	Medical Care	\$84.00	\$169.41	\$147.40	\$190.89	\$196.09	\$212.38	\$246.94
6.	Miscellaneous	\$68.72	\$120.18	\$138.03	\$173.95	\$138.30	\$220.37	\$202.97
7.	Taxes	\$121.05	\$166.77	\$242.25	\$311.01	\$166.47	\$444.03	\$373.63
8.	Earned Income Tax Credit (-)	\$0.00	(\$124.57)	(\$72.11)	(\$63.53)	(\$195.85)	\$0.00	\$0.00
9.	Child Care Tax Credit (-)	\$0.00	(\$54.00)	(\$50.00)	(\$88.00)	(\$47.32)	(\$80.00)	(\$80.00)
10.	MONTHLY SELF-SUFFICIENCY WAGE	\$876.95	\$1,310.19	\$1,638.50	\$2,072.93	\$1,444.62	\$2,788.09	\$2,526.26
11.	HOURLY SELF-SUFFICIENCY WAGE	\$4.98	\$7.44	\$9.31	\$11.78	\$8.21	\$15.84	\$7.18 per adult

The Self-Sufficiency Standard for Longview-Marshall, TX, MSA 1996
Selected Family Types

Monthly Costs		Single Adult	Adult + Infant	Adult + preschool	Adult + Infant preschool	Adult + schoolage teenager	Adult + Infant preschool schoolage	2 Adults + Infant preschool
1.	Housing	\$334.00	\$410.00	\$410.00	\$410.00	\$410.00	\$558.00	\$410.00
2.	Child Care	\$0.00	\$245.52	\$267.96	\$513.48	\$171.82	\$685.30	\$513.48
3.	Food	\$153.48	\$225.28	\$233.09	\$303.24	\$400.26	\$407.90	\$434.90
4.	Transportation	\$105.71	\$109.60	\$109.60	\$109.60	\$109.60	\$109.60	\$212.06
5.	Medical Care	\$84.00	\$169.41	\$147.40	\$190.89	\$196.09	\$212.38	\$246.94
6.	Miscellaneous	\$67.72	\$115.98	\$116.80	\$152.72	\$128.78	\$197.32	\$181.74
7.	Taxes	\$117.75	\$151.24	\$153.99	\$218.06	\$132.40	\$367.91	\$287.45
8.	Earned Income Tax Credit (-)	\$0.00	(\$135.35)	(\$133.44)	(\$148.73)	(\$226.98)	\$0.00	(\$46.96)
9.	Child Care Tax Credit (-)	\$0.00	(\$48.92)	(\$50.70)	(\$80.88)	(\$25.15)	(\$80.00)	(\$88.00)
10.	MONTHLY SELF-SUFFICIENCY WAGE	\$862.65	\$1,242.77	\$1,254.70	\$1,668.38	\$1,296.83	\$2,458.40	\$2,151.61
11.	HOURLY SELF-SUFFICIENCY WAGE	\$4.90	\$7.06	\$7.13	\$9.48	\$7.37	\$13.97	\$6.11 per adult

The Self-Sufficiency Standard for Lubbock, TX, MSA 1996
Selected Family Types

Monthly Costs		Single Adult	Adult + Infant	Adult + preschool	Adult + Infant preschool	Adult + schoolage teenager	Adult + Infant preschool schoolage	2 Adults + Infant preschool
1.	Housing	\$358.00	\$466.00	\$466.00	\$466.00	\$466.00	\$648.00	\$466.00
2.	Child Care	\$0.00	\$251.68	\$331.76	\$583.44	\$151.58	\$735.02	\$583.44
3.	Food	\$153.48	\$225.28	\$233.09	\$303.24	\$400.26	\$407.90	\$434.90
4.	Transportation	\$105.71	\$109.60	\$109.60	\$109.60	\$109.60	\$109.60	\$212.06
5.	Medical Care	\$84.00	\$169.41	\$147.40	\$190.89	\$196.09	\$212.38	\$246.94
6.	Miscellaneous	\$70.12	\$122.20	\$128.78	\$165.32	\$132.35	\$211.29	\$194.33
7.	Taxes	\$125.67	\$175.86	\$203.17	\$270.44	\$145.20	\$414.04	\$345.13
8.	Earned Income Tax Credit (-)	\$0.00	(\$118.24)	(\$99.27)	(\$100.75)	(\$215.29)	\$0.00	\$0.00
9.	Child Care Tax Credit (-)	\$0.00	(\$52.00)	(\$52.00)	(\$92.00)	(\$33.47)	(\$80.00)	(\$80.00)
10.	MONTHLY SELF-SUFFICIENCY WAGE	\$896.97	\$1,349.79	\$1,468.54	\$1,896.18	\$1,352.32	\$2,658.23	\$2,402.81
11.	HOURLY SELF-SUFFICIENCY WAGE	\$5.10	\$7.67	\$8.34	\$10.77	\$7.68	\$15.10	\$6.83 per adult

The Self-Sufficiency Standard for Mc Allen-Edinburg-Mission, TX, MSA 1996
Selected Family Types

Monthly Costs		Single Adult	Adult + Infant	Adult + preschool	Adult + Infant preschool	Adult + schoolage teenager	Adult + Infant preschool schoolage	2 Adults + Infant preschool
1.	Housing	\$359.00	\$411.00	\$411.00	\$411.00	\$411.00	\$514.00	\$411.00
2.	Child Care	\$0.00	\$197.34	\$258.50	\$455.84	\$205.92	\$661.76	\$455.84
3.	Food	\$153.48	\$225.28	\$233.09	\$303.24	\$400.26	\$407.90	\$434.90
4.	Transportation	\$105.71	\$109.60	\$109.60	\$109.60	\$109.60	\$109.60	\$212.06
5.	Medical Care	\$84.00	\$169.41	\$147.40	\$190.89	\$196.09	\$212.38	\$246.94
6.	Miscellaneous	\$70.22	\$111.26	\$115.96	\$147.06	\$132.29	\$190.56	\$176.07
7.	Taxes	\$126.00	\$135.46	\$151.16	\$197.80	\$144.96	\$344.53	\$261.88
8.	Earned Income Tax Credit (-)	\$0.00	(\$146.27)	(\$135.40)	(\$167.24)	(\$215.51)	(\$3.70)	(\$70.40)
9.	Child Care Tax Credit (-)	\$0.00	(\$38.66)	(\$48.87)	(\$67.70)	(\$33.32)	(\$80.00)	(\$88.00)
10.	MONTHLY SELF-SUFFICIENCY WAGE	\$898.40	\$1,174.42	\$1,242.45	\$1,580.49	\$1,351.29	\$2,357.03	\$2,040.29
11.	HOURLY SELF-SUFFICIENCY WAGE	\$5.10	\$6.67	\$7.06	\$8.98	\$7.68	\$13.39	\$5.80 per adult

The Self-Sufficiency Standard for Odessa-Midland, TX, MSA 1996
Selected Family Types

Monthly Costs		Single Adult	Adult + Infant	Adult + preschool	Adult + Infant preschool	Adult + schoolage teenager	Adult + Infant preschool schoolage	2 Adults + Infant preschool
1.	Housing	\$327.00	\$437.00	\$437.00	\$437.00	\$437.00	\$608.00	\$437.00
2.	Child Care	\$0.00	\$257.84	\$296.12	\$553.96	\$233.20	\$787.16	\$553.96
3.	Food	\$153.48	\$225.28	\$233.09	\$303.24	\$400.26	\$407.90	\$434.90
4.	Transportation	\$105.71	\$109.60	\$109.60	\$109.60	\$109.60	\$109.60	\$212.06
5.	Medical Care	\$84.00	\$169.41	\$147.40	\$190.89	\$196.09	\$212.38	\$246.94
6.	Miscellaneous	\$67.02	\$119.91	\$122.32	\$159.47	\$137.62	\$212.50	\$188.49
7.	Taxes	\$115.44	\$165.66	\$176.38	\$242.44	\$164.02	\$418.05	\$319.52
8.	Earned Income Tax Credit (-)	\$0.00	(\$125.34)	(\$117.89)	(\$126.45)	(\$198.09)	\$0.00	(\$17.53)
9.	Child Care Tax Credit (-)	\$0.00	(\$54.00)	(\$52.00)	(\$96.00)	(\$45.72)	(\$80.00)	(\$84.00)
10.	MONTHLY SELF-SUFFICIENCY WAGE	\$852.64	\$1,305.36	\$1,352.02	\$1,774.14	\$1,433.97	\$2,675.59	\$2,291.33
11.	HOURLY SELF-SUFFICIENCY WAGE	\$4.84	\$7.42	\$7.68	\$10.08	\$8.15	\$15.20	\$6.51 per adult

The Self-Sufficiency Standard for San Angelo, TX, MSA 1996
Selected Family Types

Monthly Costs		Single Adult	Adult + Infant	Adult + preschool	Adult + Infant preschool	Adult + schoolage teenager	Adult + Infant preschool schoolage	2 Adults + Infant preschool
1.	Housing	\$336.00	\$408.00	\$408.00	\$408.00	\$408.00	\$559.00	\$408.00
2.	Child Care	\$0.00	\$251.68	\$254.54	\$506.22	\$148.72	\$654.94	\$506.22
3.	Food	\$153.48	\$225.28	\$233.09	\$303.24	\$400.26	\$407.90	\$434.90
4.	Transportation	\$105.71	\$109.60	\$109.60	\$109.60	\$109.60	\$109.60	\$212.06
5.	Medical Care	\$84.00	\$169.41	\$147.40	\$190.89	\$196.09	\$212.38	\$246.94
6.	Miscellaneous	\$67.92	\$116.40	\$115.26	\$151.80	\$126.27	\$194.38	\$180.81
7.	Taxes	\$118.41	\$152.63	\$148.83	\$214.75	\$123.43	\$358.22	\$283.27
8.	Earned Income Tax Credit (-)	\$0.00	(\$134.38)	(\$137.01)	(\$151.75)	(\$235.18)	\$0.00	(\$50.79)
9.	Child Care Tax Credit (-)	\$0.00	(\$49.82)	(\$47.35)	(\$78.73)	(\$19.31)	(\$80.00)	(\$88.00)
10.	MONTHLY SELF-SUFFICIENCY WAGE	\$865.51	\$1,248.79	\$1,232.36	\$1,654.01	\$1,257.88	\$2,416.41	\$2,133.41
11.	HOURLY SELF-SUFFICIENCY WAGE	\$4.92	\$7.10	\$7.00	\$9.40	\$7.15	\$13.73	\$6.06 per adult

The Self-Sufficiency Standard for San Antonio, TX, MSA 1996
Selected Family Types

Monthly Costs		Single Adult	Adult + Infant	Adult + preschool	Adult + Infant preschool	Adult + schoolage teenager	Adult + Infant preschool schoolage	2 Adults + Infant preschool
1.	Housing	\$399.00	\$517.00	\$517.00	\$517.00	\$517.00	\$719.00	\$517.00
2.	Child Care	\$0.00	\$300.74	\$322.96	\$623.70	\$167.20	\$790.90	\$623.70
3.	Food	\$153.48	\$225.28	\$233.09	\$303.24	\$400.26	\$407.90	\$434.90
4.	Transportation	\$105.71	\$109.60	\$109.60	\$109.60	\$109.60	\$109.60	\$212.06
5.	Medical Care	\$84.00	\$169.41	\$147.40	\$190.89	\$196.09	\$212.38	\$246.94
6.	Miscellaneous	\$74.22	\$132.20	\$133.00	\$174.44	\$139.02	\$223.98	\$203.46
7.	Taxes	\$139.21	\$218.08	\$221.40	\$313.24	\$171.24	\$455.94	\$375.26
8.	Earned Income Tax Credit (-)	\$0.00	(\$88.90)	(\$86.59)	(\$61.49)	(\$191.46)	\$0.00	\$0.00
9.	Child Care Tax Credit (-)	\$0.00	(\$50.00)	(\$50.00)	(\$88.00)	(\$43.47)	(\$80.00)	(\$80.00)
10.	MONTHLY SELF-SUFFICIENCY WAGE	\$955.61	\$1,533.42	\$1,547.87	\$2,082.63	\$1,465.48	\$2,839.69	\$2,533.33
11.	HOURLY SELF-SUFFICIENCY WAGE	\$5.43	\$8.71	\$8.79	\$11.83	\$8.33	\$16.13	\$7.20 per adult

The Self-Sufficiency Standard for Sherman-Denison, TX, MSA 1996
Selected Family Types

Monthly Costs		Single Adult	Adult + Infant	Adult + preschool	Adult + Infant preschool	Adult + schoolage teenager	Adult + Infant preschool schoolage	2 Adults + Infant preschool
1.	Housing	\$359.00	\$434.00	\$434.00	\$434.00	\$434.00	\$554.00	\$434.00
2.	Child Care	\$0.00	\$363.00	\$384.78	\$747.78	\$197.34	\$945.12	\$747.78
3.	Food	\$153.48	\$225.28	\$233.09	\$303.24	\$400.26	\$407.90	\$434.90
4.	Transportation	\$105.71	\$109.60	\$109.60	\$109.60	\$109.60	\$109.60	\$212.06
5.	Medical Care	\$84.00	\$169.41	\$147.40	\$190.89	\$196.09	\$212.38	\$246.94
6.	Miscellaneous	\$70.22	\$130.13	\$130.89	\$178.55	\$133.73	\$222.90	\$207.57
7.	Taxes	\$126.00	\$208.75	\$212.63	\$333.40	\$150.12	\$452.38	\$388.83
8.	Earned Income Tax Credit (-)	\$0.00	(\$95.40)	(\$92.69)	(\$42.99)	(\$210.79)	\$0.00	\$0.00
9.	Child Care Tax Credit (-)	\$0.00	(\$52.00)	(\$50.00)	(\$84.00)	(\$36.68)	(\$80.00)	(\$80.00)
10.	MONTHLY SELF-SUFFICIENCY WAGE	\$898.40	\$1,492.77	\$1,509.69	\$2,170.47	\$1,373.67	\$2,824.27	\$2,592.08
11.	HOURLY SELF-SUFFICIENCY WAGE	\$5.10	\$8.48	\$8.58	\$12.33	\$7.80	\$16.05	\$7.36 per adult

The Self-Sufficiency Standard for Texarkana TX-Texarkana AR, MSA 1996
Selected Family Types

Monthly Costs		Single Adult	Adult + Infant	Adult + preschool	Adult + Infant preschool	Adult + schoolage teenager	Adult + Infant preschool schoolage	2 Adults + Infant preschool
1.	Housing	\$350.00	\$427.00	\$427.00	\$427.00	\$427.00	\$563.00	\$427.00
2.	Child Care	\$0.00	\$245.52	\$259.60	\$505.12	\$257.84	\$762.96	\$505.12
3.	Food	\$153.48	\$225.28	\$233.09	\$303.24	\$400.26	\$407.90	\$434.90
4.	Transportation	\$105.71	\$109.60	\$109.60	\$109.60	\$109.60	\$109.60	\$212.06
5.	Medical Care	\$84.00	\$169.41	\$147.40	\$190.89	\$196.09	\$212.38	\$246.94
6.	Miscellaneous	\$69.32	\$117.68	\$117.67	\$153.59	\$139.08	\$205.58	\$182.60
7.	Taxes	\$123.03	\$156.92	\$156.88	\$221.15	\$169.26	\$395.20	\$292.96
8.	Earned Income Tax Credit (-)	\$0.00	(\$131.41)	(\$131.44)	(\$145.90)	(\$193.31)	\$0.00	(\$41.89)
9.	Child Care Tax Credit (-)	\$0.00	(\$52.61)	(\$52.58)	(\$82.89)	(\$49.13)	(\$80.00)	(\$84.00)
10.	MONTHLY SELF-SUFFICIENCY WAGE	\$885.53	\$1,267.39	\$1,267.22	\$1,681.79	\$1,456.69	\$2,576.62	\$2,175.69
11.	HOURLY SELF-SUFFICIENCY WAGE	\$5.03	\$7.20	\$7.20	\$9.56	\$8.28	\$14.64	\$6.18 per adult

The Self-Sufficiency Standard for Tyler, TX, MSA 1996
Selected Family Types

Monthly Costs		Single Adult	Adult + Infant	Adult + preschool	Adult + Infant preschool	Adult + schoolage teenager	Adult + Infant preschool schoolage	2 Adults + Infant preschool
1.	Housing	\$363.00	\$444.00	\$444.00	\$444.00	\$444.00	\$616.00	\$444.00
2.	Child Care	\$0.00	\$245.52	\$267.96	\$513.48	\$171.82	\$685.30	\$513.48
3.	Food	\$153.48	\$225.28	\$233.09	\$303.24	\$400.26	\$407.90	\$434.90
4.	Transportation	\$105.71	\$109.60	\$109.60	\$109.60	\$109.60	\$109.60	\$212.06
5.	Medical Care	\$84.00	\$169.41	\$147.40	\$190.89	\$196.09	\$212.38	\$246.94
6.	Miscellaneous	\$70.62	\$119.38	\$120.20	\$156.12	\$132.18	\$203.12	\$185.14
7.	Taxes	\$127.32	\$163.45	\$166.87	\$230.22	\$144.57	\$387.06	\$304.40
8.	Earned Income Tax Credit (-)	\$0.00	(\$126.88)	(\$124.50)	(\$137.62)	(\$215.87)	\$0.00	(\$31.39)
9.	Child Care Tax Credit (-)	\$0.00	(\$54.00)	(\$54.00)	(\$88.80)	(\$33.06)	(\$80.00)	(\$84.00)
10.	MONTHLY SELF-SUFFICIENCY WAGE	\$904.12	\$1,295.77	\$1,310.62	\$1,721.14	\$1,349.59	\$2,541.35	\$2,225.53
11.	HOURLY SELF-SUFFICIENCY WAGE	\$5.14	\$7.36	\$7.45	\$9.78	\$7.67	\$14.44	\$6.32 per adult

The Self-Sufficiency Standard for Victoria, TX, MSA 1996
Selected Family Types

Monthly Costs		Single Adult	Adult + Infant	Adult + preschool	Adult + Infant preschool	Adult + schoolage teenager	Adult + Infant preschool schoolage	2 Adults + Infant preschool
1.	Housing	\$329.00	\$415.00	\$415.00	\$415.00	\$415.00	\$578.00	\$415.00
2.	Child Care	\$0.00	\$245.52	\$306.90	\$552.42	\$158.62	\$711.04	\$552.42
3.	Food	\$153.48	\$225.28	\$233.09	\$303.24	\$400.26	\$407.90	\$434.90
4.	Transportation	\$105.71	\$109.60	\$109.60	\$109.60	\$109.60	\$109.60	\$212.06
5.	Medical Care	\$84.00	\$169.41	\$147.40	\$190.89	\$196.09	\$212.38	\$246.94
6.	Miscellaneous	\$67.22	\$116.48	\$121.20	\$157.12	\$127.96	\$201.89	\$186.13
7.	Taxes	\$116.10	\$152.91	\$170.99	\$233.78	\$129.47	\$383.01	\$308.89
8.	Earned Income Tax Credit (-)	\$0.00	(\$134.19)	(\$121.64)	(\$134.37)	(\$229.66)	\$0.00	(\$27.28)
9.	Child Care Tax Credit (-)	\$0.00	(\$50.00)	(\$54.00)	(\$91.11)	(\$23.24)	(\$80.00)	(\$84.00)
10.	MONTHLY SELF-SUFFICIENCY WAGE	\$855.50	\$1,250.01	\$1,328.54	\$1,736.57	\$1,284.10	\$2,523.82	\$2,245.07
11.	HOURLY SELF-SUFFICIENCY WAGE	\$4.86	\$7.10	\$7.55	\$9.87	\$7.30	\$14.34	\$6.38 per adult

The Self-Sufficiency Standard for Waco, TX, MSA 1996
Selected Family Types

Monthly Costs		Single Adult	Adult + Infant	Adult + preschool	Adult + Infant preschool	Adult + schoolage teenager	Adult + Infant preschool schoolage	2 Adults + Infant preschool
1.	Housing	\$351.00	\$462.00	\$462.00	\$462.00	\$462.00	\$615.00	\$462.00
2.	Child Care	\$0.00	\$245.52	\$272.58	\$518.10	\$258.72	\$776.82	\$518.10
3.	Food	\$153.48	\$225.28	\$233.09	\$303.24	\$400.26	\$407.90	\$434.90
4.	Transportation	\$105.71	\$109.60	\$109.60	\$109.60	\$109.60	\$109.60	\$212.06
5.	Medical Care	\$84.00	\$169.41	\$147.40	\$190.89	\$196.09	\$212.38	\$246.94
6.	Miscellaneous	\$69.42	\$121.18	\$122.47	\$158.38	\$142.67	\$212.17	\$187.40
7.	Taxes	\$123.36	\$170.91	\$176.98	\$238.31	\$185.10	\$416.95	\$314.61
8.	Earned Income Tax Credit (-)	\$0.00	(\$121.69)	(\$117.47)	(\$130.22)	(\$178.79)	\$0.00	(\$22.03)
9.	Child Care Tax Credit (-)	\$0.00	(\$54.00)	(\$52.00)	(\$94.06)	(\$50.00)	(\$80.00)	(\$84.00)
10.	MONTHLY SELF-SUFFICIENCY WAGE	\$886.96	\$1,328.22	\$1,354.65	\$1,756.24	\$1,525.65	\$2,670.81	\$2,269.99
11.	HOURLY SELF-SUFFICIENCY WAGE	\$5.04	\$7.55	\$7.70	\$9.98	\$8.67	\$15.18	\$6.45 per adult

The Self-Sufficiency Standard for Wichita, TX, MSA 1996
Selected Family Types

Monthly Costs		Single Adult	Adult + Infant	Adult + preschool	Adult + Infant preschool	Adult + schoolage teenager	Adult + Infant preschool schoolage	2 Adults + Infant preschool
1.	Housing	\$353.00	\$425.00	\$425.00	\$425.00	\$425.00	\$566.00	\$425.00
2.	Child Care	\$0.00	\$251.68	\$257.84	\$509.52	\$171.82	\$681.34	\$509.52
3.	Food	\$153.48	\$225.28	\$233.09	\$303.24	\$400.26	\$407.90	\$434.90
4.	Transportation	\$105.71	\$109.60	\$109.60	\$109.60	\$109.60	\$109.60	\$212.06
5.	Medical Care	\$84.00	\$169.41	\$147.40	\$190.89	\$196.09	\$212.38	\$246.94
6.	Miscellaneous	\$69.62	\$118.10	\$117.29	\$153.83	\$130.28	\$197.72	\$182.84
7.	Taxes	\$124.02	\$158.31	\$155.62	\$222.01	\$137.77	\$369.24	\$294.04
8.	Earned Income Tax Credit (-)	\$0.00	(\$130.45)	(\$132.31)	(\$145.12)	(\$222.08)	\$0.00	(\$40.89)
9.	Child Care Tax Credit (-)	\$0.00	(\$53.51)	(\$51.77)	(\$83.45)	(\$28.64)	(\$80.00)	(\$84.00)
10.	MONTHLY SELF-SUFFICIENCY WAGE	\$889.82	\$1,273.42	\$1,261.77	\$1,685.51	\$1,320.10	\$2,464.18	\$2,180.41
11.	HOURLY SELF-SUFFICIENCY WAGE	\$5.06	\$7.24	\$7.17	\$9.58	\$7.50	\$14.00	\$6.19 per adult

Non-Metropolitan Counties

The Self-Sufficiency Standard for Anderson County, TX, 1996

Selected Family Types

Monthly Costs		Single Adult	Adult + Infant	Adult + preschool	Adult + Infant preschool	Adult + schoolage teenager	Adult + Infant preschool schoolage	2 Adults + Infant preschool
1.	Housing	\$356.00	\$400.00	\$400.00	\$400.00	\$400.00	\$556.00	\$400.00
2.	Child Care	\$0.00	\$245.52	\$267.96	\$513.48	\$171.82	\$685.30	\$513.48
3.	Food	\$153.48	\$225.28	\$233.09	\$303.24	\$400.26	\$407.90	\$434.90
4.	Transportation	\$105.71	\$109.60	\$109.60	\$109.60	\$109.60	\$109.60	\$212.06
5.	Medical Care	\$84.00	\$169.41	\$147.40	\$190.89	\$196.09	\$212.38	\$246.94
6.	Miscellaneous	\$69.92	\$114.98	\$115.80	\$151.72	\$127.78	\$197.12	\$180.74
7.	Taxes	\$125.01	\$147.89	\$150.65	\$214.48	\$128.83	\$367.25	\$282.93
8.	Earned Income Tax Credit (-)	\$0.00	(\$137.66)	(\$135.75)	(\$152.00)	(\$230.25)	\$0.00	(\$51.10)
9.	Child Care Tax Credit (-)	\$0.00	(\$46.74)	(\$48.53)	(\$78.55)	(\$22.82)	(\$80.00)	(\$88.00)
10.	MONTHLY SELF-SUFFICIENCY WAGE	\$894.11	\$1,228.28	\$1,240.21	\$1,652.87	\$1,281.31	\$2,455.54	\$2,131.95
11.	HOURLY SELF-SUFFICIENCY WAGE	\$5.08	\$6.98	\$7.05	\$9.39	\$7.28	\$13.95	\$6.06 per adult

The Self-Sufficiency Standard for Andrews County, TX, 1996

Selected Family Types

Monthly Costs		Single Adult	Adult + Infant	Adult + preschool	Adult + Infant preschool	Adult + schoolage teenager	Adult + Infant preschool schoolage	2 Adults + Infant preschool
1.	Housing	\$304.00	\$367.00	\$367.00	\$367.00	\$367.00	\$492.00	\$367.00
2.	Child Care	\$0.00	\$257.84	\$296.12	\$553.96	\$233.20	\$787.16	\$553.96
3.	Food	\$153.48	\$225.28	\$233.09	\$303.24	\$400.26	\$407.90	\$434.90
4.	Transportation	\$105.71	\$109.60	\$109.60	\$109.60	\$109.60	\$109.60	\$212.06
5.	Medical Care	\$84.00	\$169.41	\$147.40	\$190.89	\$196.09	\$212.38	\$246.94
6.	Miscellaneous	\$64.72	\$112.91	\$115.32	\$152.47	\$130.62	\$200.90	\$181.49
7.	Taxes	\$107.84	\$140.98	\$149.03	\$217.16	\$138.98	\$379.75	\$286.31
8.	Earned Income Tax Credit (-)	\$0.00	(\$142.45)	(\$136.87)	(\$149.55)	(\$220.97)	\$0.00	(\$48.00)
9.	Child Care Tax Credit (-)	\$0.00	(\$42.25)	(\$47.48)	(\$80.30)	(\$29.43)	(\$80.00)	(\$88.00)
10.	MONTHLY SELF-SUFFICIENCY WAGE	\$819.74	\$1,198.33	\$1,233.20	\$1,664.47	\$1,325.35	\$2,509.69	\$2,146.65
11.	HOURLY SELF-SUFFICIENCY WAGE	\$4.66	\$6.81	\$7.01	\$9.46	\$7.53	\$14.26	\$6.10 per adult

The Self-Sufficiency Standard for Angelina County, TX, 1996
Selected Family Types

Monthly Costs		Single Adult	Adult + Infant	Adult + preschool	Adult + Infant preschool	Adult + schoolage teenager	Adult + Infant preschool schoolage	2 Adults + Infant preschool
1.	Housing	\$333.00	\$376.00	\$376.00	\$376.00	\$376.00	\$522.00	\$376.00
2.	Child Care	\$0.00	\$228.36	\$286.00	\$514.36	\$245.96	\$760.32	\$514.36
3.	Food	\$153.48	\$225.28	\$233.09	\$303.24	\$400.26	\$407.90	\$434.90
4.	Transportation	\$105.71	\$109.60	\$109.60	\$109.60	\$109.60	\$109.60	\$212.06
5.	Medical Care	\$84.00	\$169.41	\$147.40	\$190.89	\$196.09	\$212.38	\$246.94
6.	Miscellaneous	\$67.62	\$110.87	\$115.21	\$149.41	\$132.79	\$201.22	\$178.43
7.	Taxes	\$117.42	\$134.13	\$148.65	\$206.21	\$146.76	\$380.79	\$272.50
8.	Earned Income Tax Credit (-)	\$0.00	(\$147.19)	(\$137.13)	(\$159.55)	(\$213.86)	\$0.00	(\$60.67)
9.	Child Care Tax Credit (-)	\$0.00	(\$37.80)	(\$47.24)	(\$73.17)	(\$34.49)	(\$80.00)	(\$88.00)
10.	MONTHLY SELF-SUFFICIENCY WAGE	\$861.22	\$1,168.66	\$1,231.58	\$1,616.99	\$1,359.11	\$2,514.21	\$2,086.52
11.	HOURLY SELF-SUFFICIENCY WAGE	\$4.89	\$6.64	\$7.00	\$9.19	\$7.72	\$14.29	\$5.93 per adult

The Self-Sufficiency Standard for Aransas County, TX, 1996
Selected Family Types

Monthly Costs		Single Adult	Adult + Infant	Adult + preschool	Adult + Infant preschool	Adult + schoolage teenager	Adult + Infant preschool schoolage	2 Adults + Infant preschool
1.	Housing	\$324.00	\$432.00	\$432.00	\$432.00	\$432.00	\$601.00	\$432.00
2.	Child Care	\$0.00	\$257.84	\$300.74	\$558.58	\$238.26	\$796.84	\$558.58
3.	Food	\$153.48	\$225.28	\$233.09	\$303.24	\$400.26	\$407.90	\$434.90
4.	Transportation	\$105.71	\$109.60	\$109.60	\$109.60	\$109.60	\$109.60	\$212.06
5.	Medical Care	\$84.00	\$169.41	\$147.40	\$190.89	\$196.09	\$212.38	\$246.94
6.	Miscellaneous	\$66.72	\$119.41	\$122.28	\$159.43	\$137.62	\$212.77	\$188.45
7.	Taxes	\$114.45	\$163.59	\$176.22	\$242.26	\$164.04	\$418.94	\$319.34
8.	Earned Income Tax Credit (-)	\$0.00	(\$126.78)	(\$118.00)	(\$126.61)	(\$198.08)	\$0.00	(\$17.69)
9.	Child Care Tax Credit (-)	\$0.00	(\$54.00)	(\$52.00)	(\$96.00)	(\$45.73)	(\$80.00)	(\$84.00)
10.	MONTHLY SELF-SUFFICIENCY WAGE	\$848.35	\$1,296.35	\$1,351.34	\$1,773.40	\$1,434.06	\$2,679.42	\$2,290.58
11.	HOURLY SELF-SUFFICIENCY WAGE	\$4.82	\$7.37	\$7.68	\$10.08	\$8.15	\$15.22	\$6.51 per adult

The Self-Sufficiency Standard for Armstrong County, TX, 1996
Selected Family Types

Monthly Costs		Single Adult	Adult + Infant	Adult + preschool	Adult + Infant preschool	Adult + schoolage teenager	Adult + Infant preschool schoolage	2 Adults + Infant preschool
1.	Housing	\$304.00	\$398.00	\$398.00	\$398.00	\$398.00	\$499.00	\$398.00
2.	Child Care	\$0.00	\$245.52	\$281.38	\$526.90	\$141.24	\$668.14	\$526.90
3.	Food	\$153.48	\$225.28	\$233.09	\$303.24	\$400.26	\$407.90	\$434.90
4.	Transportation	\$105.71	\$109.60	\$109.60	\$109.60	\$109.60	\$109.60	\$212.06
5.	Medical Care	\$84.00	\$169.41	\$147.40	\$190.89	\$196.09	\$212.38	\$246.94
6.	Miscellaneous	\$64.72	\$114.78	\$116.95	\$152.86	\$124.52	\$189.70	\$181.88
7.	Taxes	\$107.84	\$147.22	\$154.46	\$218.57	\$117.17	\$340.64	\$288.09
8.	Earned Income Tax Credit (-)	\$0.00	(\$138.12)	(\$133.11)	(\$148.26)	(\$240.89)	(\$7.27)	(\$46.37)
9.	Child Care Tax Credit (-)	\$0.00	(\$46.31)	(\$51.01)	(\$81.21)	(\$15.24)	(\$80.00)	(\$88.00)
10.	MONTHLY SELF-SUFFICIENCY WAGE	\$819.74	\$1,225.38	\$1,256.76	\$1,670.59	\$1,230.75	\$2,340.09	\$2,154.40
11.	HOURLY SELF-SUFFICIENCY WAGE	\$4.66	\$6.96	\$7.14	\$9.49	\$6.99	\$13.30	\$6.12 per adult

The Self-Sufficiency Standard for Atascosa County, TX, 1996
Selected Family Types

Monthly Costs		Single Adult	Adult + Infant	Adult + preschool	Adult + Infant preschool	Adult + schoolage teenager	Adult + Infant preschool schoolage	2 Adults + Infant preschool
1.	Housing	\$304.00	\$367.00	\$367.00	\$367.00	\$367.00	\$492.00	\$367.00
2.	Child Care	\$0.00	\$300.74	\$322.96	\$623.70	\$167.20	\$790.90	\$623.70
3.	Food	\$153.48	\$225.28	\$233.09	\$303.24	\$400.26	\$407.90	\$434.90
4.	Transportation	\$105.71	\$109.60	\$109.60	\$109.60	\$109.60	\$109.60	\$212.06
5.	Medical Care	\$84.00	\$169.41	\$147.40	\$190.89	\$196.09	\$212.38	\$246.94
6.	Miscellaneous	\$64.72	\$117.20	\$118.00	\$159.44	\$124.02	\$201.28	\$188.46
7.	Taxes	\$107.84	\$155.32	\$158.00	\$242.32	\$115.37	\$380.99	\$319.40
8.	Earned Income Tax Credit (-)	\$0.00	(\$132.52)	(\$130.66)	(\$126.56)	(\$242.54)	\$0.00	(\$17.64)
9.	Child Care Tax Credit (-)	\$0.00	(\$51.57)	(\$53.31)	(\$96.00)	(\$14.06)	(\$80.00)	(\$84.00)
10.	MONTHLY SELF-SUFFICIENCY WAGE	\$819.74	\$1,260.47	\$1,272.08	\$1,773.63	\$1,222.93	\$2,515.04	\$2,290.82
11.	HOURLY SELF-SUFFICIENCY WAGE	\$4.66	\$7.16	\$7.23	\$10.08	\$6.95	\$14.29	\$6.51 per adult

The Self-Sufficiency Standard for Austin County, TX, 1996
Selected Family Types

Monthly Costs		Single Adult	Adult + Infant	Adult + preschool	Adult + Infant preschool	Adult + schoolage teenager	Adult + Infant preschool schoolage	2 Adults + Infant preschool
1.	Housing	\$304.00	\$367.00	\$367.00	\$367.00	\$367.00	\$503.00	\$367.00
2.	Child Care	\$0.00	\$346.72	\$371.80	\$718.52	\$387.64	\$1,106.16	\$718.52
3.	Food	\$153.48	\$225.28	\$233.09	\$303.24	\$400.26	\$407.90	\$434.90
4.	Transportation	\$105.71	\$109.60	\$109.60	\$109.60	\$109.60	\$109.60	\$212.06
5.	Medical Care	\$84.00	\$169.41	\$147.40	\$190.89	\$196.09	\$212.38	\$246.94
6.	Miscellaneous	\$64.72	\$121.80	\$122.89	\$168.93	\$146.06	\$233.90	\$197.94
7.	Taxes	\$107.84	\$174.22	\$178.73	\$286.73	\$200.41	\$488.71	\$357.04
8.	Earned Income Tax Credit (-)	\$0.00	(\$119.38)	(\$116.25)	(\$85.82)	(\$164.75)	\$0.00	\$0.00
9.	Child Care Tax Credit (-)	\$0.00	(\$52.00)	(\$52.00)	(\$92.00)	(\$50.00)	(\$80.00)	(\$80.00)
10.	MONTHLY SELF-SUFFICIENCY WAGE	\$819.74	\$1,342.65	\$1,362.26	\$1,967.09	\$1,592.32	\$2,981.65	\$2,454.41
11.	HOURLY SELF-SUFFICIENCY WAGE	\$4.66	\$7.63	\$7.74	\$11.18	\$9.05	\$16.94	\$6.97 per adult

The Self-Sufficiency Standard for Bailey County, TX, 1996
Selected Family Types

Monthly Costs		Single Adult	Adult + Infant	Adult + preschool	Adult + Infant preschool	Adult + schoolage teenager	Adult + Infant preschool schoolage	2 Adults + Infant preschool
1.	Housing	\$304.00	\$367.00	\$367.00	\$367.00	\$367.00	\$492.00	\$367.00
2.	Child Care	\$0.00	\$251.68	\$331.76	\$583.44	\$151.58	\$735.02	\$583.44
3.	Food	\$153.48	\$225.28	\$233.09	\$303.24	\$400.26	\$407.90	\$434.90
4.	Transportation	\$105.71	\$109.60	\$109.60	\$109.60	\$109.60	\$109.60	\$212.06
5.	Medical Care	\$84.00	\$169.41	\$147.40	\$190.89	\$196.09	\$212.38	\$246.94
6.	Miscellaneous	\$64.72	\$112.30	\$118.88	\$155.42	\$122.45	\$195.69	\$184.43
7.	Taxes	\$107.84	\$138.92	\$161.40	\$227.70	\$109.78	\$362.54	\$301.23
8.	Earned Income Tax Credit (-)	\$0.00	(\$143.87)	(\$128.31)	(\$139.92)	(\$247.64)	\$0.00	(\$34.31)
9.	Child Care Tax Credit (-)	\$0.00	(\$40.91)	(\$54.00)	(\$87.16)	(\$10.43)	(\$80.00)	(\$84.00)
10.	MONTHLY SELF-SUFFICIENCY WAGE	\$819.74	\$1,189.40	\$1,286.82	\$1,710.22	\$1,198.69	\$2,435.12	\$2,211.70
11.	HOURLY SELF-SUFFICIENCY WAGE	\$4.66	\$6.76	\$7.31	\$9.72	\$6.81	\$13.84	\$6.28 per adult

The Self-Sufficiency Standard for Bandera County, TX, 1996
Selected Family Types

Monthly Costs		Single Adult	Adult + Infant	Adult + preschool	Adult + Infant preschool	Adult + schoolage teenager	Adult + Infant preschool schoolage	2 Adults + Infant preschool
1.	Housing	\$304.00	\$367.00	\$367.00	\$367.00	\$367.00	\$499.00	\$367.00
2.	Child Care	\$0.00	\$300.74	\$322.96	\$623.70	\$167.20	\$790.90	\$623.70
3.	Food	\$153.48	\$225.28	\$233.09	\$303.24	\$400.26	\$407.90	\$434.90
4.	Transportation	\$105.71	\$109.60	\$109.60	\$109.60	\$109.60	\$109.60	\$212.06
5.	Medical Care	\$84.00	\$169.41	\$147.40	\$190.89	\$196.09	\$212.38	\$246.94
6.	Miscellaneous	\$64.72	\$117.20	\$118.00	\$159.44	\$124.02	\$201.98	\$188.46
7.	Taxes	\$107.84	\$155.32	\$158.00	\$242.32	\$115.37	\$383.30	\$319.40
8.	Earned Income Tax Credit (-)	\$0.00	(\$132.52)	(\$130.66)	(\$126.56)	(\$242.54)	\$0.00	(\$17.64)
9.	Child Care Tax Credit (-)	\$0.00	(\$51.57)	(\$53.31)	(\$96.00)	(\$14.06)	(\$80.00)	(\$84.00)
10.	MONTHLY SELF-SUFFICIENCY WAGE	\$819.74	\$1,260.47	\$1,272.08	\$1,773.63	\$1,222.93	\$2,525.05	\$2,290.82
11.	HOURLY SELF-SUFFICIENCY WAGE	\$4.66	\$7.16	\$7.23	\$10.08	\$6.95	\$14.35	\$6.51 per adult

The Self-Sufficiency Standard for Baylor County, TX, 1996
Selected Family Types

Monthly Costs		Single Adult	Adult + Infant	Adult + preschool	Adult + Infant preschool	Adult + schoolage teenager	Adult + Infant preschool schoolage	2 Adults + Infant preschool
1.	Housing	\$304.00	\$367.00	\$367.00	\$367.00	\$367.00	\$492.00	\$367.00
2.	Child Care	\$0.00	\$251.68	\$257.84	\$509.52	\$171.82	\$681.34	\$509.52
3.	Food	\$153.48	\$225.28	\$233.09	\$303.24	\$400.26	\$407.90	\$434.90
4.	Transportation	\$105.71	\$109.60	\$109.60	\$109.60	\$109.60	\$109.60	\$212.06
5.	Medical Care	\$84.00	\$169.41	\$147.40	\$190.89	\$196.09	\$212.38	\$246.94
6.	Miscellaneous	\$64.72	\$112.30	\$111.49	\$148.03	\$124.48	\$190.32	\$177.04
7.	Taxes	\$107.84	\$138.92	\$136.23	\$201.26	\$117.02	\$343.43	\$266.25
8.	Earned Income Tax Credit (-)	\$0.00	(\$143.87)	(\$145.73)	(\$164.07)	(\$241.03)	(\$4.70)	(\$66.40)
9.	Child Care Tax Credit (-)	\$0.00	(\$40.91)	(\$39.16)	(\$69.95)	(\$15.14)	(\$80.00)	(\$88.00)
10.	MONTHLY SELF-SUFFICIENCY WAGE	\$819.74	\$1,189.40	\$1,177.75	\$1,595.51	\$1,230.10	\$2,352.27	\$2,059.32
11.	HOURLY SELF-SUFFICIENCY WAGE	\$4.66	\$6.76	\$6.69	\$9.07	\$6.99	\$13.37	\$5.85 per adult

The Self-Sufficiency Standard for Bee County, TX, 1996
Selected Family Types

Monthly Costs		Single Adult	Adult + Infant	Adult + preschool	Adult + Infant preschool	Adult + schoolage teenager	Adult + Infant preschool schoolage	2 Adults + Infant preschool
1.	Housing	\$304.00	\$367.00	\$367.00	\$367.00	\$367.00	\$492.00	\$367.00
2.	Child Care	\$0.00	\$257.84	\$300.74	\$558.58	\$238.26	\$796.84	\$558.58
3.	Food	\$153.48	\$225.28	\$233.09	\$303.24	\$400.26	\$407.90	\$434.90
4.	Transportation	\$105.71	\$109.60	\$109.60	\$109.60	\$109.60	\$109.60	\$212.06
5.	Medical Care	\$84.00	\$169.41	\$147.40	\$190.89	\$196.09	\$212.38	\$246.94
6.	Miscellaneous	\$64.72	\$112.91	\$115.78	\$152.93	\$131.12	\$201.87	\$181.95
7.	Taxes	\$107.84	\$140.98	\$150.57	\$218.81	\$140.79	\$382.95	\$288.40
8.	Earned Income Tax Credit (-)	\$0.00	(\$142.45)	(\$135.80)	(\$148.04)	(\$219.32)	\$0.00	(\$46.09)
9.	Child Care Tax Credit (-)	\$0.00	(\$42.25)	(\$48.48)	(\$81.37)	(\$30.60)	(\$80.00)	(\$88.00)
10.	MONTHLY SELF-SUFFICIENCY WAGE	\$819.74	\$1,198.33	\$1,239.90	\$1,671.64	\$1,333.20	\$2,523.53	\$2,155.73
11.	HOURLY SELF-SUFFICIENCY WAGE	\$4.66	\$6.81	\$7.04	\$9.50	\$7.57	\$14.34	\$6.12 per adult

The Self-Sufficiency Standard for Blanco County, TX, 1996
Selected Family Types

Monthly Costs		Single Adult	Adult + Infant	Adult + preschool	Adult + Infant preschool	Adult + schoolage teenager	Adult + Infant preschool schoolage	2 Adults + Infant preschool
1.	Housing	\$304.00	\$389.00	\$389.00	\$389.00	\$389.00	\$541.00	\$389.00
2.	Child Care	\$0.00	\$303.16	\$334.84	\$638.00	\$240.90	\$878.90	\$638.00
3.	Food	\$153.48	\$225.28	\$233.09	\$303.24	\$400.26	\$407.90	\$434.90
4.	Transportation	\$105.71	\$109.60	\$109.60	\$109.60	\$109.60	\$109.60	\$212.06
5.	Medical Care	\$84.00	\$169.41	\$147.40	\$190.89	\$196.09	\$212.38	\$246.94
6.	Miscellaneous	\$64.72	\$119.65	\$121.39	\$163.07	\$133.59	\$214.98	\$192.09
7.	Taxes	\$107.84	\$164.55	\$172.53	\$260.31	\$149.60	\$426.22	\$337.39
8.	Earned Income Tax Credit (-)	\$0.00	(\$126.12)	(\$120.56)	(\$110.04)	(\$211.26)	\$0.00	(\$1.12)
9.	Child Care Tax Credit (-)	\$0.00	(\$54.00)	(\$52.00)	(\$92.00)	(\$36.34)	(\$80.00)	(\$80.00)
10.	MONTHLY SELF-SUFFICIENCY WAGE	\$819.74	\$1,300.53	\$1,335.29	\$1,852.08	\$1,371.43	\$2,710.97	\$2,369.26
11.	HOURLY SELF-SUFFICIENCY WAGE	\$4.66	\$7.39	\$7.59	\$10.52	\$7.79	\$15.40	\$6.73 per adult

The Self-Sufficiency Standard for Borden County, TX, 1996
Selected Family Types

Monthly Costs		Single Adult	Adult + Infant	Adult + preschool	Adult + Infant preschool	Adult + schoolage teenager	Adult + Infant preschool schoolage	2 Adults + Infant preschool
1.	Housing	\$304.00	\$367.00	\$367.00	\$367.00	\$367.00	\$492.00	\$367.00
2.	Child Care	\$0.00	\$257.84	\$296.12	\$553.96	\$233.20	\$787.16	\$553.96
3.	Food	\$153.48	\$225.28	\$233.09	\$303.24	\$400.26	\$407.90	\$434.90
4.	Transportation	\$105.71	\$109.60	\$109.60	\$109.60	\$109.60	\$109.60	\$212.06
5.	Medical Care	\$84.00	\$169.41	\$147.40	\$190.89	\$196.09	\$212.38	\$246.94
6.	Miscellaneous	\$64.72	\$112.91	\$115.32	\$152.47	\$130.62	\$200.90	\$181.49
7.	Taxes	\$107.84	\$140.98	\$149.03	\$217.16	\$138.98	\$379.75	\$286.31
8.	Earned Income Tax Credit (-)	\$0.00	(\$142.45)	(\$136.87)	(\$149.55)	(\$220.97)	\$0.00	(\$48.00)
9.	Child Care Tax Credit (-)	\$0.00	(\$42.25)	(\$47.48)	(\$80.30)	(\$29.43)	(\$80.00)	(\$88.00)
10.	MONTHLY SELF-SUFFICIENCY WAGE	\$819.74	\$1,198.33	\$1,233.20	\$1,664.47	\$1,325.35	\$2,509.69	\$2,146.65
11.	HOURLY SELF-SUFFICIENCY WAGE	\$4.66	\$6.81	\$7.01	\$9.46	\$7.53	\$14.26	\$6.10 per adult

The Self-Sufficiency Standard for Bosque County, TX, 1996
Selected Family Types

Monthly Costs		Single Adult	Adult + Infant	Adult + preschool	Adult + Infant preschool	Adult + schoolage teenager	Adult + Infant preschool schoolage	2 Adults + Infant preschool
1.	Housing	\$304.00	\$367.00	\$367.00	\$367.00	\$367.00	\$492.00	\$367.00
2.	Child Care	\$0.00	\$245.52	\$272.58	\$518.10	\$258.72	\$776.82	\$518.10
3.	Food	\$153.48	\$225.28	\$233.09	\$303.24	\$400.26	\$407.90	\$434.90
4.	Transportation	\$105.71	\$109.60	\$109.60	\$109.60	\$109.60	\$109.60	\$212.06
5.	Medical Care	\$84.00	\$169.41	\$147.40	\$190.89	\$196.09	\$212.38	\$246.94
6.	Miscellaneous	\$64.72	\$111.68	\$112.97	\$148.88	\$133.17	\$199.87	\$177.90
7.	Taxes	\$107.84	\$136.86	\$141.16	\$204.33	\$148.11	\$376.34	\$270.12
8.	Earned Income Tax Credit (-)	\$0.00	(\$145.30)	(\$142.32)	(\$161.27)	(\$212.63)	\$0.00	(\$62.85)
9.	Child Care Tax Credit (-)	\$0.00	(\$39.57)	(\$42.37)	(\$71.95)	(\$35.37)	(\$80.00)	(\$88.00)
10.	MONTHLY SELF-SUFFICIENCY WAGE	\$819.74	\$1,180.48	\$1,199.10	\$1,608.83	\$1,364.95	\$2,494.90	\$2,076.18
11.	HOURLY SELF-SUFFICIENCY WAGE	\$4.66	\$6.71	\$6.81	\$9.14	\$7.76	\$14.18	\$5.90 per adult

The Self-Sufficiency Standard for Brewster County, TX, 1996
Selected Family Types

Monthly Costs		Single Adult	Adult + Infant	Adult + preschool	Adult + Infant preschool	Adult + schoolage teenager	Adult + Infant preschool schoolage	2 Adults + Infant preschool
1.	Housing	\$304.00	\$367.00	\$367.00	\$367.00	\$367.00	\$496.00	\$367.00
2.	Child Care	\$0.00	\$233.20	\$293.92	\$527.12	\$219.34	\$746.46	\$527.12
3.	Food	\$153.48	\$225.28	\$233.09	\$303.24	\$400.26	\$407.90	\$434.90
4.	Transportation	\$105.71	\$109.60	\$109.60	\$109.60	\$109.60	\$109.60	\$212.06
5.	Medical Care	\$84.00	\$169.41	\$147.40	\$190.89	\$196.09	\$212.38	\$246.94
6.	Miscellaneous	\$64.72	\$110.45	\$115.10	\$149.79	\$129.23	\$197.23	\$178.80
7.	Taxes	\$107.84	\$132.74	\$148.29	\$207.56	\$134.02	\$367.63	\$274.20
8.	Earned Income Tax Credit (-)	\$0.00	(\$148.15)	(\$137.38)	(\$158.32)	(\$225.50)	\$0.00	(\$59.11)
9.	Child Care Tax Credit (-)	\$0.00	(\$36.90)	(\$47.00)	(\$74.05)	(\$26.20)	(\$80.00)	(\$88.00)
10.	MONTHLY SELF-SUFFICIENCY WAGE	\$819.74	\$1,162.63	\$1,230.02	\$1,622.82	\$1,303.84	\$2,457.20	\$2,093.91
11.	HOURLY SELF-SUFFICIENCY WAGE	\$4.66	\$6.61	\$6.99	\$9.22	\$7.41	\$13.96	\$5.95 per adult

The Self-Sufficiency Standard for Briscoe County, TX, 1996
Selected Family Types

Monthly Costs		Single Adult	Adult + Infant	Adult + preschool	Adult + Infant preschool	Adult + schoolage teenager	Adult + Infant preschool schoolage	2 Adults + Infant preschool
1.	Housing	\$304.00	\$367.00	\$367.00	\$367.00	\$367.00	\$492.00	\$367.00
2.	Child Care	\$0.00	\$245.52	\$281.38	\$526.90	\$141.24	\$668.14	\$526.90
3.	Food	\$153.48	\$225.28	\$233.09	\$303.24	\$400.26	\$407.90	\$434.90
4.	Transportation	\$105.71	\$109.60	\$109.60	\$109.60	\$109.60	\$109.60	\$212.06
5.	Medical Care	\$84.00	\$169.41	\$147.40	\$190.89	\$196.09	\$212.38	\$246.94
6.	Miscellaneous	\$64.72	\$111.68	\$113.85	\$149.76	\$121.42	\$189.00	\$178.78
7.	Taxes	\$107.84	\$136.86	\$144.10	\$207.48	\$106.08	\$335.87	\$274.10
8.	Earned Income Tax Credit (-)	\$0.00	(\$145.30)	(\$140.29)	(\$158.39)	(\$251.02)	(\$11.66)	(\$59.20)
9.	Child Care Tax Credit (-)	\$0.00	(\$39.57)	(\$44.28)	(\$74.00)	(\$8.02)	(\$84.00)	(\$88.00)
10.	MONTHLY SELF-SUFFICIENCY WAGE	\$819.74	\$1,180.48	\$1,211.85	\$1,622.48	\$1,182.65	\$2,319.22	\$2,093.47
11.	HOURLY SELF-SUFFICIENCY WAGE	\$4.66	\$6.71	\$6.89	\$9.22	\$6.72	\$13.18	\$5.95 per adult

The Self-Sufficiency Standard for Brooks County, TX, 1996

Selected Family Types

Monthly Costs		Single Adult	Adult + Infant	Adult + preschool	Adult + Infant preschool	Adult + schoolage teenager	Adult + Infant preschool schoolage	2 Adults + Infant preschool
1.	Housing	\$304.00	\$367.00	\$367.00	\$367.00	\$367.00	\$492.00	\$367.00
2.	Child Care	\$0.00	\$257.84	\$300.74	\$558.58	\$238.26	\$796.84	\$558.58
3.	Food	\$153.48	\$225.28	\$233.09	\$303.24	\$400.26	\$407.90	\$434.90
4.	Transportation	\$105.71	\$109.60	\$109.60	\$109.60	\$109.60	\$109.60	\$212.06
5.	Medical Care	\$84.00	\$169.41	\$147.40	\$190.89	\$196.09	\$212.38	\$246.94
6.	Miscellaneous	\$64.72	\$112.91	\$115.78	\$152.93	\$131.12	\$201.87	\$181.95
7.	Taxes	\$107.84	\$140.98	\$150.57	\$218.81	\$140.79	\$382.95	\$288.40
8.	Earned Income Tax Credit (-)	\$0.00	(\$142.45)	(\$135.80)	(\$148.04)	(\$219.32)	\$0.00	(\$46.09)
9.	Child Care Tax Credit (-)	\$0.00	(\$42.25)	(\$48.48)	(\$81.37)	(\$30.60)	(\$80.00)	(\$88.00)
10.	MONTHLY SELF-SUFFICIENCY WAGE	\$819.74	\$1,198.33	\$1,239.90	\$1,671.64	\$1,333.20	\$2,523.53	\$2,155.73
11.	HOURLY SELF-SUFFICIENCY WAGE	\$4.66	\$6.81	\$7.04	\$9.50	\$7.57	\$14.34	\$6.12 per adult

The Self-Sufficiency Standard for Brown County, TX, 1996

Selected Family Types

Monthly Costs		Single Adult	Adult + Infant	Adult + preschool	Adult + Infant preschool	Adult + schoolage teenager	Adult + Infant preschool schoolage	2 Adults + Infant preschool
1.	Housing	\$304.00	\$368.00	\$368.00	\$368.00	\$368.00	\$494.00	\$368.00
2.	Child Care	\$0.00	\$245.52	\$249.92	\$495.44	\$184.14	\$679.58	\$495.44
3.	Food	\$153.48	\$225.28	\$233.09	\$303.24	\$400.26	\$407.90	\$434.90
4.	Transportation	\$105.71	\$109.60	\$109.60	\$109.60	\$109.60	\$109.60	\$212.06
5.	Medical Care	\$84.00	\$169.41	\$147.40	\$190.89	\$196.09	\$212.38	\$246.94
6.	Miscellaneous	\$64.72	\$111.78	\$110.80	\$146.72	\$125.81	\$190.35	\$175.73
7.	Taxes	\$107.84	\$137.19	\$133.92	\$196.58	\$121.79	\$343.54	\$260.35
8.	Earned Income Tax Credit (-)	\$0.00	(\$145.07)	(\$147.34)	(\$168.35)	(\$236.68)	(\$4.60)	(\$71.81)
9.	Child Care Tax Credit (-)	\$0.00	(\$39.79)	(\$37.66)	(\$66.91)	(\$18.24)	(\$80.00)	(\$88.00)
10.	MONTHLY SELF-SUFFICIENCY WAGE	\$819.74	\$1,181.93	\$1,167.73	\$1,575.22	\$1,250.77	\$2,352.74	\$2,033.61
11.	HOURLY SELF-SUFFICIENCY WAGE	\$4.66	\$6.72	\$6.63	\$8.95	\$7.11	\$13.37	\$5.78 per adult

The Self-Sufficiency Standard for Burleson County, TX, 1996
Selected Family Types

Monthly Costs		Single Adult	Adult + Infant	Adult + preschool	Adult + Infant preschool	Adult + schoolage teenager	Adult + Infant preschool schoolage	2 Adults + Infant preschool
1.	Housing	\$304.00	\$386.00	\$386.00	\$386.00	\$386.00	\$522.00	\$386.00
2.	Child Care	\$0.00	\$297.00	\$289.52	\$586.52	\$289.52	\$876.04	\$586.52
3.	Food	\$153.48	\$225.28	\$233.09	\$303.24	\$400.26	\$407.90	\$434.90
4.	Transportation	\$105.71	\$109.60	\$109.60	\$109.60	\$109.60	\$109.60	\$212.06
5.	Medical Care	\$84.00	\$169.41	\$147.40	\$190.89	\$196.09	\$212.38	\$246.94
6.	Miscellaneous	\$64.72	\$118.73	\$116.56	\$157.63	\$138.15	\$212.79	\$186.64
7.	Taxes	\$107.84	\$160.75	\$153.17	\$235.60	\$165.92	\$419.00	\$311.19
8.	Earned Income Tax Credit (-)	\$0.00	(\$128.75)	(\$134.00)	(\$132.70)	(\$196.36)	\$0.00	(\$25.17)
9.	Child Care Tax Credit (-)	\$0.00	(\$54.00)	(\$50.17)	(\$92.30)	(\$46.96)	(\$80.00)	(\$84.00)
10.	MONTHLY SELF-SUFFICIENCY WAGE	\$819.74	\$1,284.02	\$1,251.17	\$1,744.48	\$1,442.23	\$2,679.71	\$2,255.09
11.	HOURLY SELF-SUFFICIENCY WAGE	\$4.66	\$7.30	\$7.11	\$9.91	\$8.19	\$15.23	\$6.41 per adult

The Self-Sufficiency Standard for Burnet County, TX, 1996
Selected Family Types

Monthly Costs		Single Adult	Adult + Infant	Adult + preschool	Adult + Infant preschool	Adult + schoolage teenager	Adult + Infant preschool schoolage	2 Adults + Infant preschool
1.	Housing	\$304.00	\$375.00	\$375.00	\$375.00	\$375.00	\$521.00	\$375.00
2.	Child Care	\$0.00	\$303.16	\$334.84	\$638.00	\$240.90	\$878.90	\$638.00
3.	Food	\$153.48	\$225.28	\$233.09	\$303.24	\$400.26	\$407.90	\$434.90
4.	Transportation	\$105.71	\$109.60	\$109.60	\$109.60	\$109.60	\$109.60	\$212.06
5.	Medical Care	\$84.00	\$169.41	\$147.40	\$190.89	\$196.09	\$212.38	\$246.94
6.	Miscellaneous	\$64.72	\$118.25	\$119.99	\$161.67	\$132.19	\$212.98	\$190.69
7.	Taxes	\$107.84	\$158.81	\$165.99	\$252.38	\$144.60	\$419.62	\$331.07
8.	Earned Income Tax Credit (-)	\$0.00	(\$130.11)	(\$125.11)	(\$117.33)	(\$215.84)	\$0.00	(\$6.92)
9.	Child Care Tax Credit (-)	\$0.00	(\$53.83)	(\$54.00)	(\$96.00)	(\$33.08)	(\$80.00)	(\$80.00)
10.	MONTHLY SELF-SUFFICIENCY WAGE	\$819.74	\$1,275.56	\$1,306.80	\$1,817.46	\$1,349.71	\$2,682.37	\$2,341.75
11.	HOURLY SELF-SUFFICIENCY WAGE	\$4.66	\$7.25	\$7.42	\$10.33	\$7.67	\$15.24	\$6.65 per adult

The Self-Sufficiency Standard for Calhoun County, TX, 1996
Selected Family Types

Monthly Costs		Single Adult	Adult + Infant	Adult + preschool	Adult + Infant preschool	Adult + schoolage teenager	Adult + Infant preschool schoolage	2 Adults + Infant preschool
1.	Housing	\$304.00	\$367.00	\$367.00	\$367.00	\$367.00	\$508.00	\$367.00
2.	Child Care	\$0.00	\$245.52	\$306.90	\$552.42	\$158.62	\$711.04	\$552.42
3.	Food	\$153.48	\$225.28	\$233.09	\$303.24	\$400.26	\$407.90	\$434.90
4.	Transportation	\$105.71	\$109.60	\$109.60	\$109.60	\$109.60	\$109.60	\$212.06
5.	Medical Care	\$84.00	\$169.41	\$147.40	\$190.89	\$196.09	\$212.38	\$246.94
6.	Miscellaneous	\$64.72	\$111.68	\$116.40	\$152.32	\$123.16	\$194.89	\$181.33
7.	Taxes	\$107.84	\$136.86	\$152.63	\$216.61	\$112.30	\$359.90	\$285.62
8.	Earned Income Tax Credit (-)	\$0.00	(\$145.30)	(\$134.38)	(\$150.05)	(\$245.34)	\$0.00	(\$48.64)
9.	Child Care Tax Credit (-)	\$0.00	(\$39.57)	(\$49.82)	(\$79.94)	(\$12.07)	(\$80.00)	(\$88.00)
10.	MONTHLY SELF-SUFFICIENCY WAGE	\$819.74	\$1,180.48	\$1,248.82	\$1,662.08	\$1,209.62	\$2,423.71	\$2,143.63
11.	HOURLY SELF-SUFFICIENCY WAGE	\$4.66	\$6.71	\$7.10	\$9.44	\$6.87	\$13.77	\$6.09 per adult

The Self-Sufficiency Standard for Callahan County, TX, 1996
Selected Family Types

Monthly Costs		Single Adult	Adult + Infant	Adult + preschool	Adult + Infant preschool	Adult + schoolage teenager	Adult + Infant preschool schoolage	2 Adults + Infant preschool
1.	Housing	\$304.00	\$367.00	\$367.00	\$367.00	\$367.00	\$492.00	\$367.00
2.	Child Care	\$0.00	\$245.52	\$249.92	\$495.44	\$184.14	\$679.58	\$495.44
3.	Food	\$153.48	\$225.28	\$233.09	\$303.24	\$400.26	\$407.90	\$434.90
4.	Transportation	\$105.71	\$109.60	\$109.60	\$109.60	\$109.60	\$109.60	\$212.06
5.	Medical Care	\$84.00	\$169.41	\$147.40	\$190.89	\$196.09	\$212.38	\$246.94
6.	Miscellaneous	\$64.72	\$111.68	\$110.70	\$146.62	\$125.71	\$190.15	\$175.63
7.	Taxes	\$107.84	\$136.86	\$133.58	\$196.22	\$121.43	\$342.64	\$259.90
8.	Earned Income Tax Credit (-)	\$0.00	(\$145.30)	(\$147.57)	(\$168.68)	(\$237.00)	(\$5.43)	(\$72.22)
9.	Child Care Tax Credit (-)	\$0.00	(\$39.57)	(\$37.44)	(\$66.67)	(\$18.01)	(\$80.00)	(\$88.00)
10.	MONTHLY SELF-SUFFICIENCY WAGE	\$819.74	\$1,180.48	\$1,166.28	\$1,573.66	\$1,249.22	\$2,348.81	\$2,031.65
11.	HOURLY SELF-SUFFICIENCY WAGE	\$4.66	\$6.71	\$6.63	\$8.94	\$7.10	\$13.35	\$5.77 per adult

The Self-Sufficiency Standard for Camp County, TX, 1996
Selected Family Types

Monthly Costs		Single Adult	Adult + Infant	Adult + preschool	Adult + Infant preschool	Adult + schoolage teenager	Adult + Infant preschool schoolage	2 Adults + Infant preschool
1.	Housing	\$361.00	\$451.00	\$451.00	\$451.00	\$451.00	\$565.00	\$451.00
2.	Child Care	\$0.00	\$245.52	\$267.96	\$513.48	\$171.82	\$685.30	\$513.48
3.	Food	\$153.48	\$225.28	\$233.09	\$303.24	\$400.26	\$407.90	\$434.90
4.	Transportation	\$105.71	\$109.60	\$109.60	\$109.60	\$109.60	\$109.60	\$212.06
5.	Medical Care	\$84.00	\$169.41	\$147.40	\$190.89	\$196.09	\$212.38	\$246.94
6.	Miscellaneous	\$70.42	\$120.08	\$120.90	\$156.82	\$132.88	\$198.02	\$185.84
7.	Taxes	\$126.66	\$166.35	\$169.77	\$232.73	\$147.07	\$370.22	\$307.56
8.	Earned Income Tax Credit (-)	\$0.00	(\$124.86)	(\$122.49)	(\$135.33)	(\$213.58)	\$0.00	(\$28.49)
9.	Child Care Tax Credit (-)	\$0.00	(\$54.00)	(\$54.00)	(\$90.43)	(\$34.69)	(\$80.00)	(\$84.00)
10.	MONTHLY SELF-SUFFICIENCY WAGE	\$901.26	\$1,308.39	\$1,323.24	\$1,732.01	\$1,360.45	\$2,468.41	\$2,239.29
11.	HOURLY SELF-SUFFICIENCY WAGE	\$5.12	\$7.43	\$7.52	\$9.84	\$7.73	\$14.03	\$6.36 per adult

The Self-Sufficiency Standard for Carson County, TX, 1996
Selected Family Types

Monthly Costs		Single Adult	Adult + Infant	Adult + preschool	Adult + Infant preschool	Adult + schoolage teenager	Adult + Infant preschool schoolage	2 Adults + Infant preschool
1.	Housing	\$304.00	\$367.00	\$367.00	\$367.00	\$367.00	\$492.00	\$367.00
2.	Child Care	\$0.00	\$245.52	\$281.38	\$526.90	\$141.24	\$668.14	\$526.90
3.	Food	\$153.48	\$225.28	\$233.09	\$303.24	\$400.26	\$407.90	\$434.90
4.	Transportation	\$105.71	\$109.60	\$109.60	\$109.60	\$109.60	\$109.60	\$212.06
5.	Medical Care	\$84.00	\$169.41	\$147.40	\$190.89	\$196.09	\$212.38	\$246.94
6.	Miscellaneous	\$64.72	\$111.68	\$113.85	\$149.76	\$121.42	\$189.00	\$178.78
7.	Taxes	\$107.84	\$136.86	\$144.10	\$207.48	\$106.08	\$335.87	\$274.10
8.	Earned Income Tax Credit (-)	\$0.00	(\$145.30)	(\$140.29)	(\$158.39)	(\$251.02)	(\$11.66)	(\$59.20)
9.	Child Care Tax Credit (-)	\$0.00	(\$39.57)	(\$44.28)	(\$74.00)	(\$8.02)	(\$84.00)	(\$88.00)
10.	MONTHLY SELF-SUFFICIENCY WAGE	\$819.74	\$1,180.48	\$1,211.85	\$1,622.48	\$1,182.65	\$2,319.22	\$2,093.47
11.	HOURLY SELF-SUFFICIENCY WAGE	\$4.66	\$6.71	\$6.89	\$9.22	\$6.72	\$13.18	\$5.95 per adult

The Self-Sufficiency Standard for Cass County, TX, 1996

Selected Family Types

Monthly Costs		Single Adult	Adult + Infant	Adult + preschool	Adult + Infant preschool	Adult + schoolage teenager	Adult + Infant preschool schoolage	2 Adults + Infant preschool
1.	Housing	\$304.00	\$367.00	\$367.00	\$367.00	\$367.00	\$492.00	\$367.00
2.	Child Care	\$0.00	\$245.52	\$259.60	\$505.12	\$257.84	\$762.96	\$505.12
3.	Food	\$153.48	\$225.28	\$233.09	\$303.24	\$400.26	\$407.90	\$434.90
4.	Transportation	\$105.71	\$109.60	\$109.60	\$109.60	\$109.60	\$109.60	\$212.06
5.	Medical Care	\$84.00	\$169.41	\$147.40	\$190.89	\$196.09	\$212.38	\$246.94
6.	Miscellaneous	\$64.72	\$111.68	\$111.67	\$147.59	\$133.08	\$198.48	\$176.60
7.	Taxes	\$107.84	\$136.86	\$136.82	\$199.69	\$147.79	\$371.76	\$264.26
8.	Earned Income Tax Credit (-)	\$0.00	(\$145.30)	(\$145.33)	(\$165.51)	(\$212.92)	\$0.00	(\$68.22)
9.	Child Care Tax Credit (-)	\$0.00	(\$39.57)	(\$39.55)	(\$68.93)	(\$35.16)	(\$80.00)	(\$88.00)
10.	MONTHLY SELF-SUFFICIENCY WAGE	\$819.74	\$1,180.48	\$1,180.30	\$1,588.69	\$1,363.58	\$2,475.08	\$2,050.67
11.	HOURLY SELF-SUFFICIENCY WAGE	\$4.66	\$6.71	\$6.71	\$9.03	\$7.75	\$14.06	\$5.83 per adult

The Self-Sufficiency Standard for Castro County, TX, 1996

Selected Family Types

Monthly Costs		Single Adult	Adult + Infant	Adult + preschool	Adult + Infant preschool	Adult + schoolage teenager	Adult + Infant preschool schoolage	2 Adults + Infant preschool
1.	Housing	\$304.00	\$367.00	\$367.00	\$367.00	\$367.00	\$492.00	\$367.00
2.	Child Care	\$0.00	\$245.52	\$281.38	\$526.90	\$141.24	\$668.14	\$526.90
3.	Food	\$153.48	\$225.28	\$233.09	\$303.24	\$400.26	\$407.90	\$434.90
4.	Transportation	\$105.71	\$109.60	\$109.60	\$109.60	\$109.60	\$109.60	\$212.06
5.	Medical Care	\$84.00	\$169.41	\$147.40	\$190.89	\$196.09	\$212.38	\$246.94
6.	Miscellaneous	\$64.72	\$111.68	\$113.85	\$149.76	\$121.42	\$189.00	\$178.78
7.	Taxes	\$107.84	\$136.86	\$144.10	\$207.48	\$106.08	\$335.87	\$274.10
8.	Earned Income Tax Credit (-)	\$0.00	(\$145.30)	(\$140.29)	(\$158.39)	(\$251.02)	(\$11.66)	(\$59.20)
9.	Child Care Tax Credit (-)	\$0.00	(\$39.57)	(\$44.28)	(\$74.00)	(\$8.02)	(\$84.00)	(\$88.00)
10.	MONTHLY SELF-SUFFICIENCY WAGE	\$819.74	\$1,180.48	\$1,211.85	\$1,622.48	\$1,182.65	\$2,319.22	\$2,093.47
11.	HOURLY SELF-SUFFICIENCY WAGE	\$4.66	\$6.71	\$6.89	\$9.22	\$6.72	\$13.18	\$5.95 per adult

The Self-Sufficiency Standard for Cherokee County, TX, 1996
Selected Family Types

Monthly Costs		Single Adult	Adult + Infant	Adult + preschool	Adult + Infant preschool	Adult + schoolage teenager	Adult + Infant preschool schoolage	2 Adults + Infant preschool
1.	Housing	\$305.00	\$374.00	\$374.00	\$374.00	\$374.00	\$492.00	\$374.00
2.	Child Care	\$0.00	\$245.52	\$267.96	\$513.48	\$171.82	\$685.30	\$513.48
3.	Food	\$153.48	\$225.28	\$233.09	\$303.24	\$400.26	\$407.90	\$434.90
4.	Transportation	\$105.71	\$109.60	\$109.60	\$109.60	\$109.60	\$109.60	\$212.06
5.	Medical Care	\$84.00	\$169.41	\$147.40	\$190.89	\$196.09	\$212.38	\$246.94
6.	Miscellaneous	\$64.82	\$112.38	\$113.20	\$149.12	\$125.18	\$190.72	\$178.14
7.	Taxes	\$108.17	\$139.20	\$141.95	\$205.18	\$119.53	\$345.22	\$271.20
8.	Earned Income Tax Credit (-)	\$0.00	(\$143.68)	(\$141.77)	(\$160.49)	(\$238.74)	(\$3.06)	(\$61.86)
9.	Child Care Tax Credit (-)	\$0.00	(\$41.09)	(\$42.88)	(\$72.50)	(\$16.77)	(\$80.00)	(\$88.00)
10.	MONTHLY SELF-SUFFICIENCY WAGE	\$821.17	\$1,190.62	\$1,202.55	\$1,612.52	\$1,240.96	\$2,360.05	\$2,080.86
11.	HOURLY SELF-SUFFICIENCY WAGE	\$4.67	\$6.76	\$6.83	\$9.16	\$7.05	\$13.41	\$5.91 per adult

The Self-Sufficiency Standard for Childress County, TX, 1996
Selected Family Types

Monthly Costs		Single Adult	Adult + Infant	Adult + preschool	Adult + Infant preschool	Adult + schoolage teenager	Adult + Infant preschool schoolage	2 Adults + Infant preschool
1.	Housing	\$304.00	\$367.00	\$367.00	\$367.00	\$367.00	\$492.00	\$367.00
2.	Child Care	\$0.00	\$245.52	\$281.38	\$526.90	\$141.24	\$668.14	\$526.90
3.	Food	\$153.48	\$225.28	\$233.09	\$303.24	\$400.26	\$407.90	\$434.90
4.	Transportation	\$105.71	\$109.60	\$109.60	\$109.60	\$109.60	\$109.60	\$212.06
5.	Medical Care	\$84.00	\$169.41	\$147.40	\$190.89	\$196.09	\$212.38	\$246.94
6.	Miscellaneous	\$64.72	\$111.68	\$113.85	\$149.76	\$121.42	\$189.00	\$178.78
7.	Taxes	\$107.84	\$136.86	\$144.10	\$207.48	\$106.08	\$335.87	\$274.10
8.	Earned Income Tax Credit (-)	\$0.00	(\$145.30)	(\$140.29)	(\$158.39)	(\$251.02)	(\$11.66)	(\$59.20)
9.	Child Care Tax Credit (-)	\$0.00	(\$39.57)	(\$44.28)	(\$74.00)	(\$8.02)	(\$84.00)	(\$88.00)
10.	MONTHLY SELF-SUFFICIENCY WAGE	\$819.74	\$1,180.48	\$1,211.85	\$1,622.48	\$1,182.65	\$2,319.22	\$2,093.47
11.	HOURLY SELF-SUFFICIENCY WAGE	\$4.66	\$6.71	\$6.89	\$9.22	\$6.72	\$13.18	\$5.95 per adult

The Self-Sufficiency Standard for Clay County, TX, 1996
Selected Family Types

Monthly Costs		Single Adult	Adult + Infant	Adult + preschool	Adult + Infant preschool	Adult + schoolage teenager	Adult + Infant preschool schoolage	2 Adults + Infant preschool
1.	Housing	\$310.00	\$367.00	\$367.00	\$367.00	\$367.00	\$492.00	\$367.00
2.	Child Care	\$0.00	\$251.68	\$257.84	\$509.52	\$171.82	\$681.34	\$509.52
3.	Food	\$153.48	\$225.28	\$233.09	\$303.24	\$400.26	\$407.90	\$434.90
4.	Transportation	\$105.71	\$109.60	\$109.60	\$109.60	\$109.60	\$109.60	\$212.06
5.	Medical Care	\$84.00	\$169.41	\$147.40	\$190.89	\$196.09	\$212.38	\$246.94
6.	Miscellaneous	\$65.32	\$112.30	\$111.49	\$148.03	\$124.48	\$190.32	\$177.04
7.	Taxes	\$109.82	\$138.92	\$136.23	\$201.26	\$117.02	\$343.43	\$266.25
8.	Earned Income Tax Credit (-)	\$0.00	(\$143.87)	(\$145.73)	(\$164.07)	(\$241.03)	(\$4.70)	(\$66.40)
9.	Child Care Tax Credit (-)	\$0.00	(\$40.91)	(\$39.16)	(\$69.95)	(\$15.14)	(\$80.00)	(\$88.00)
10.	MONTHLY SELF-SUFFICIENCY WAGE	\$828.32	\$1,189.40	\$1,177.75	\$1,595.51	\$1,230.10	\$2,352.27	\$2,059.32
11.	HOURLY SELF-SUFFICIENCY WAGE	\$4.71	\$6.76	\$6.69	\$9.07	\$6.99	\$13.37	\$5.85 per adult

The Self-Sufficiency Standard for Cochran County, TX, 1996
Selected Family Types

Monthly Costs		Single Adult	Adult + Infant	Adult + preschool	Adult + Infant preschool	Adult + schoolage teenager	Adult + Infant preschool schoolage	2 Adults + Infant preschool
1.	Housing	\$304.00	\$367.00	\$367.00	\$367.00	\$367.00	\$492.00	\$367.00
2.	Child Care	\$0.00	\$251.68	\$331.76	\$583.44	\$151.58	\$735.02	\$583.44
3.	Food	\$153.48	\$225.28	\$233.09	\$303.24	\$400.26	\$407.90	\$434.90
4.	Transportation	\$105.71	\$109.60	\$109.60	\$109.60	\$109.60	\$109.60	\$212.06
5.	Medical Care	\$84.00	\$169.41	\$147.40	\$190.89	\$196.09	\$212.38	\$246.94
6.	Miscellaneous	\$64.72	\$112.30	\$118.88	\$155.42	\$122.45	\$195.69	\$184.43
7.	Taxes	\$107.84	\$138.92	\$161.40	\$227.70	\$109.78	\$362.54	\$301.23
8.	Earned Income Tax Credit (-)	\$0.00	(\$143.87)	(\$128.31)	(\$139.92)	(\$247.64)	\$0.00	(\$34.31)
9.	Child Care Tax Credit (-)	\$0.00	(\$40.91)	(\$54.00)	(\$87.16)	(\$10.43)	(\$80.00)	(\$84.00)
10.	MONTHLY SELF-SUFFICIENCY WAGE	\$819.74	\$1,189.40	\$1,286.82	\$1,710.22	\$1,198.69	\$2,435.12	\$2,211.70
11.	HOURLY SELF-SUFFICIENCY WAGE	\$4.66	\$6.76	\$7.31	\$9.72	\$6.81	\$13.84	\$6.28 per adult

The Self-Sufficiency Standard for Coke County, TX, 1996

Selected Family Types

Monthly Costs		Single Adult	Adult + Infant	Adult + preschool	Adult + Infant preschool	Adult + schoolage teenager	Adult + Infant preschool schoolage	2 Adults + Infant preschool
1.	Housing	\$304.00	\$367.00	\$367.00	\$367.00	\$367.00	\$492.00	\$367.00
2.	Child Care	\$0.00	\$251.68	\$254.54	\$506.22	\$148.72	\$654.94	\$506.22
3.	Food	\$153.48	\$225.28	\$233.09	\$303.24	\$400.26	\$407.90	\$434.90
4.	Transportation	\$105.71	\$109.60	\$109.60	\$109.60	\$109.60	\$109.60	\$212.06
5.	Medical Care	\$84.00	\$169.41	\$147.40	\$190.89	\$196.09	\$212.38	\$246.94
6.	Miscellaneous	\$64.72	\$112.30	\$111.16	\$147.70	\$122.17	\$187.68	\$176.71
7.	Taxes	\$107.84	\$138.92	\$135.13	\$200.08	\$108.76	\$329.91	\$264.76
8.	Earned Income Tax Credit (-)	\$0.00	(\$143.87)	(\$146.50)	(\$165.15)	(\$248.58)	(\$17.12)	(\$67.76)
9.	Child Care Tax Credit (-)	\$0.00	(\$40.91)	(\$38.45)	(\$69.18)	(\$9.76)	(\$84.00)	(\$88.00)
10.	MONTHLY SELF-SUFFICIENCY WAGE	\$819.74	\$1,189.40	\$1,172.97	\$1,590.39	\$1,194.25	\$2,293.28	\$2,052.83
11.	HOURLY SELF-SUFFICIENCY WAGE	\$4.66	\$6.76	\$6.66	\$9.04	\$6.79	\$13.03	\$5.83 per adult

The Self-Sufficiency Standard for Coleman County, TX, 1996

Selected Family Types

Monthly Costs		Single Adult	Adult + Infant	Adult + preschool	Adult + Infant preschool	Adult + schoolage teenager	Adult + Infant preschool schoolage	2 Adults + Infant preschool
1.	Housing	\$304.00	\$367.00	\$367.00	\$367.00	\$367.00	\$492.00	\$367.00
2.	Child Care	\$0.00	\$245.52	\$249.92	\$495.44	\$184.14	\$679.58	\$495.44
3.	Food	\$153.48	\$225.28	\$233.09	\$303.24	\$400.26	\$407.90	\$434.90
4.	Transportation	\$105.71	\$109.60	\$109.60	\$109.60	\$109.60	\$109.60	\$212.06
5.	Medical Care	\$84.00	\$169.41	\$147.40	\$190.89	\$196.09	\$212.38	\$246.94
6.	Miscellaneous	\$64.72	\$111.68	\$110.70	\$146.62	\$125.71	\$190.15	\$175.63
7.	Taxes	\$107.84	\$136.86	\$133.58	\$196.22	\$121.43	\$342.64	\$259.90
8.	Earned Income Tax Credit (-)	\$0.00	(\$145.30)	(\$147.57)	(\$168.68)	(\$237.00)	(\$5.43)	(\$72.22)
9.	Child Care Tax Credit (-)	\$0.00	(\$39.57)	(\$37.44)	(\$66.67)	(\$18.01)	(\$80.00)	(\$88.00)
10.	MONTHLY SELF-SUFFICIENCY WAGE	\$819.74	\$1,180.48	\$1,166.28	\$1,573.66	\$1,249.22	\$2,348.81	\$2,031.65
11.	HOURLY SELF-SUFFICIENCY WAGE	\$4.66	\$6.71	\$6.63	\$8.94	\$7.10	\$13.35	\$5.77 per adult

The Self-Sufficiency Standard for Collingsworth County, TX, 1996
Selected Family Types

Monthly Costs		Single Adult	Adult + Infant	Adult + preschool	Adult + Infant preschool	Adult + schoolage teenager	Adult + Infant preschool schoolage	2 Adults + Infant preschool
1.	Housing	\$304.00	\$367.00	\$367.00	\$367.00	\$367.00	\$492.00	\$367.00
2.	Child Care	\$0.00	\$245.52	\$281.38	\$526.90	\$141.24	\$668.14	\$526.90
3.	Food	\$153.48	\$225.28	\$233.09	\$303.24	\$400.26	\$407.90	\$434.90
4.	Transportation	\$105.71	\$109.60	\$109.60	\$109.60	\$109.60	\$109.60	\$212.06
5.	Medical Care	\$84.00	\$169.41	\$147.40	\$190.89	\$196.09	\$212.38	\$246.94
6.	Miscellaneous	\$64.72	\$111.68	\$113.85	\$149.76	\$121.42	\$189.00	\$178.78
7.	Taxes	\$107.84	\$136.86	\$144.10	\$207.48	\$106.08	\$335.87	\$274.10
8.	Earned Income Tax Credit (-)	\$0.00	(\$145.30)	(\$140.29)	(\$158.39)	(\$251.02)	(\$11.66)	(\$59.20)
9.	Child Care Tax Credit (-)	\$0.00	(\$39.57)	(\$44.28)	(\$74.00)	(\$8.02)	(\$84.00)	(\$88.00)
10.	MONTHLY SELF-SUFFICIENCY WAGE	\$819.74	\$1,180.48	\$1,211.85	\$1,622.48	\$1,182.65	\$2,319.22	\$2,093.47
11.	HOURLY SELF-SUFFICIENCY WAGE	\$4.66	\$6.71	\$6.89	\$9.22	\$6.72	\$13.18	\$5.95 per adult

The Self-Sufficiency Standard for Colorado County, TX, 1996
Selected Family Types

Monthly Costs		Single Adult	Adult + Infant	Adult + preschool	Adult + Infant preschool	Adult + schoolage teenager	Adult + Infant preschool schoolage	2 Adults + Infant preschool
1.	Housing	\$304.00	\$367.00	\$367.00	\$367.00	\$367.00	\$492.00	\$367.00
2.	Child Care	\$0.00	\$346.72	\$371.80	\$718.52	\$387.64	\$1,106.16	\$718.52
3.	Food	\$153.48	\$225.28	\$233.09	\$303.24	\$400.26	\$407.90	\$434.90
4.	Transportation	\$105.71	\$109.60	\$109.60	\$109.60	\$109.60	\$109.60	\$212.06
5.	Medical Care	\$84.00	\$169.41	\$147.40	\$190.89	\$196.09	\$212.38	\$246.94
6.	Miscellaneous	\$64.72	\$121.80	\$122.89	\$168.93	\$146.06	\$232.80	\$197.94
7.	Taxes	\$107.84	\$174.22	\$178.73	\$286.73	\$200.41	\$485.08	\$357.04
8.	Earned Income Tax Credit (-)	\$0.00	(\$119.38)	(\$116.25)	(\$85.82)	(\$164.75)	\$0.00	\$0.00
9.	Child Care Tax Credit (-)	\$0.00	(\$52.00)	(\$52.00)	(\$92.00)	(\$50.00)	(\$80.00)	(\$80.00)
10.	MONTHLY SELF-SUFFICIENCY WAGE	\$819.74	\$1,342.65	\$1,362.26	\$1,967.09	\$1,592.32	\$2,965.92	\$2,454.41
11.	HOURLY SELF-SUFFICIENCY WAGE	\$4.66	\$7.63	\$7.74	\$11.18	\$9.05	\$16.85	\$6.97 per adult

The Self-Sufficiency Standard for Comanche County, TX, 1996
Selected Family Types

Monthly Costs		Single Adult	Adult + Infant	Adult + preschool	Adult + Infant preschool	Adult + schoolage teenager	Adult + Infant preschool schoolage	2 Adults + Infant preschool
1.	Housing	\$304.00	\$367.00	\$367.00	\$367.00	\$367.00	\$492.00	\$367.00
2.	Child Care	\$0.00	\$245.52	\$249.92	\$495.44	\$184.14	\$679.58	\$495.44
3.	Food	\$153.48	\$225.28	\$233.09	\$303.24	\$400.26	\$407.90	\$434.90
4.	Transportation	\$105.71	\$109.60	\$109.60	\$109.60	\$109.60	\$109.60	\$212.06
5.	Medical Care	\$84.00	\$169.41	\$147.40	\$190.89	\$196.09	\$212.38	\$246.94
6.	Miscellaneous	\$64.72	\$111.68	\$110.70	\$146.62	\$125.71	\$190.15	\$175.63
7.	Taxes	\$107.84	\$136.86	\$133.58	\$196.22	\$121.43	\$342.64	\$259.90
8.	Earned Income Tax Credit (-)	\$0.00	(\$145.30)	(\$147.57)	(\$168.68)	(\$237.00)	(\$5.43)	(\$72.22)
9.	Child Care Tax Credit (-)	\$0.00	(\$39.57)	(\$37.44)	(\$66.67)	(\$18.01)	(\$80.00)	(\$88.00)
10.	MONTHLY SELF-SUFFICIENCY WAGE	\$819.74	\$1,180.48	\$1,166.28	\$1,573.66	\$1,249.22	\$2,348.81	\$2,031.65
11.	HOURLY SELF-SUFFICIENCY WAGE	\$4.66	\$6.71	\$6.63	\$8.94	\$7.10	\$13.35	\$5.77 per adult

The Self-Sufficiency Standard for Concho County, TX, 1996
Selected Family Types

Monthly Costs		Single Adult	Adult + Infant	Adult + preschool	Adult + Infant preschool	Adult + schoolage teenager	Adult + Infant preschool schoolage	2 Adults + Infant preschool
1.	Housing	\$304.00	\$367.00	\$367.00	\$367.00	\$367.00	\$492.00	\$367.00
2.	Child Care	\$0.00	\$251.68	\$254.54	\$506.22	\$148.72	\$654.94	\$506.22
3.	Food	\$153.48	\$225.28	\$233.09	\$303.24	\$400.26	\$407.90	\$434.90
4.	Transportation	\$105.71	\$109.60	\$109.60	\$109.60	\$109.60	\$109.60	\$212.06
5.	Medical Care	\$84.00	\$169.41	\$147.40	\$190.89	\$196.09	\$212.38	\$246.94
6.	Miscellaneous	\$64.72	\$112.30	\$111.16	\$147.70	\$122.17	\$187.68	\$176.71
7.	Taxes	\$107.84	\$138.92	\$135.13	\$200.08	\$108.76	\$329.91	\$264.76
8.	Earned Income Tax Credit (-)	\$0.00	(\$143.87)	(\$146.50)	(\$165.15)	(\$248.58)	(\$17.12)	(\$67.76)
9.	Child Care Tax Credit (-)	\$0.00	(\$40.91)	(\$38.45)	(\$69.18)	(\$9.76)	(\$84.00)	(\$88.00)
10.	MONTHLY SELF-SUFFICIENCY WAGE	\$819.74	\$1,189.40	\$1,172.97	\$1,590.39	\$1,194.25	\$2,293.28	\$2,052.83
11.	HOURLY SELF-SUFFICIENCY WAGE	\$4.66	\$6.76	\$6.66	\$9.04	\$6.79	\$13.03	\$5.83 per adult

The Self-Sufficiency Standard for Cooke County, TX, 1996
Selected Family Types

Monthly Costs		Single Adult	Adult + Infant	Adult + preschool	Adult + Infant preschool	Adult + schoolage teenager	Adult + Infant preschool schoolage	2 Adults + Infant preschool
1.	Housing	\$304.00	\$387.00	\$387.00	\$387.00	\$387.00	\$525.00	\$387.00
2.	Child Care	\$0.00	\$363.00	\$384.78	\$747.78	\$197.34	\$945.12	\$747.78
3.	Food	\$153.48	\$225.28	\$233.09	\$303.24	\$400.26	\$407.90	\$434.90
4.	Transportation	\$105.71	\$109.60	\$109.60	\$109.60	\$109.60	\$109.60	\$212.06
5.	Medical Care	\$84.00	\$169.41	\$147.40	\$190.89	\$196.09	\$212.38	\$246.94
6.	Miscellaneous	\$64.72	\$125.43	\$126.19	\$173.85	\$129.03	\$220.00	\$202.87
7.	Taxes	\$107.84	\$189.26	\$192.40	\$310.57	\$133.31	\$442.80	\$373.31
8.	Earned Income Tax Credit (-)	\$0.00	(\$108.93)	(\$106.75)	(\$63.94)	(\$226.15)	\$0.00	\$0.00
9.	Child Care Tax Credit (-)	\$0.00	(\$52.00)	(\$52.00)	(\$88.00)	(\$25.74)	(\$80.00)	(\$80.00)
10.	MONTHLY SELF-SUFFICIENCY WAGE	\$819.74	\$1,408.05	\$1,421.71	\$2,071.00	\$1,300.74	\$2,782.80	\$2,524.86
11.	HOURLY SELF-SUFFICIENCY WAGE	\$4.66	\$8.00	\$8.08	\$11.77	\$7.39	\$15.81	\$7.17 per adult

The Self-Sufficiency Standard for Cottle County, TX, 1996
Selected Family Types

Monthly Costs		Single Adult	Adult + Infant	Adult + preschool	Adult + Infant preschool	Adult + schoolage teenager	Adult + Infant preschool schoolage	2 Adults + Infant preschool
1.	Housing	\$304.00	\$367.00	\$367.00	\$367.00	\$367.00	\$492.00	\$367.00
2.	Child Care	\$0.00	\$251.68	\$257.84	\$509.52	\$171.82	\$681.34	\$509.52
3.	Food	\$153.48	\$225.28	\$233.09	\$303.24	\$400.26	\$407.90	\$434.90
4.	Transportation	\$105.71	\$109.60	\$109.60	\$109.60	\$109.60	\$109.60	\$212.06
5.	Medical Care	\$84.00	\$169.41	\$147.40	\$190.89	\$196.09	\$212.38	\$246.94
6.	Miscellaneous	\$64.72	\$112.30	\$111.49	\$148.03	\$124.48	\$190.32	\$177.04
7.	Taxes	\$107.84	\$138.92	\$136.23	\$201.26	\$117.02	\$343.43	\$266.25
8.	Earned Income Tax Credit (-)	\$0.00	(\$143.87)	(\$145.73)	(\$164.07)	(\$241.03)	(\$4.70)	(\$66.40)
9.	Child Care Tax Credit (-)	\$0.00	(\$40.91)	(\$39.16)	(\$69.95)	(\$15.14)	(\$80.00)	(\$88.00)
10.	MONTHLY SELF-SUFFICIENCY WAGE	\$819.74	\$1,189.40	\$1,177.75	\$1,595.51	\$1,230.10	\$2,352.27	\$2,059.32
11.	HOURLY SELF-SUFFICIENCY WAGE	\$4.66	\$6.76	\$6.69	\$9.07	\$6.99	\$13.37	\$5.85 per adult

The Self-Sufficiency Standard for Crane County, TX, 1996
Selected Family Types

Monthly Costs		Single Adult	Adult + infant	Adult + preschool	Adult + infant preschool	Adult + schoolage teenager	Adult + infant preschool schoolage	2 Adults + infant preschool
1.	Housing	\$304.00	\$367.00	\$367.00	\$367.00	\$367.00	\$492.00	\$367.00
2.	Child Care	\$0.00	\$257.84	\$296.12	\$553.96	\$233.20	\$787.16	\$553.96
3.	Food	\$153.48	\$225.28	\$233.09	\$303.24	\$400.26	\$407.90	\$434.90
4.	Transportation	\$105.71	\$109.60	\$109.60	\$109.60	\$109.60	\$109.60	\$212.06
5.	Medical Care	\$84.00	\$169.41	\$147.40	\$190.89	\$196.09	\$212.38	\$246.94
6.	Miscellaneous	\$64.72	\$112.91	\$115.32	\$152.47	\$130.62	\$200.90	\$181.49
7.	Taxes	\$107.84	\$140.98	\$149.03	\$217.16	\$138.98	\$379.75	\$286.31
8.	Earned Income Tax Credit (-)	\$0.00	(\$142.45)	(\$136.87)	(\$149.55)	(\$220.97)	\$0.00	(\$48.00)
9.	Child Care Tax Credit (-)	\$0.00	(\$42.25)	(\$47.48)	(\$80.30)	(\$29.43)	(\$80.00)	(\$88.00)
10.	MONTHLY SELF-SUFFICIENCY WAGE	\$819.74	\$1,198.33	\$1,233.20	\$1,664.47	\$1,325.35	\$2,509.69	\$2,146.65
11.	HOURLY SELF-SUFFICIENCY WAGE	\$4.66	\$6.81	\$7.01	\$9.46	\$7.53	\$14.26	\$6.10 per adult

The Self-Sufficiency Standard for Crockett County, TX, 1996
Selected Family Types

Monthly Costs		Single Adult	Adult + infant	Adult + preschool	Adult + infant preschool	Adult + schoolage teenager	Adult + infant preschool schoolage	2 Adults + infant preschool
1.	Housing	\$304.00	\$367.00	\$367.00	\$367.00	\$367.00	\$492.00	\$367.00
2.	Child Care	\$0.00	\$251.68	\$254.54	\$506.22	\$148.72	\$654.94	\$506.22
3.	Food	\$153.48	\$225.28	\$233.09	\$303.24	\$400.26	\$407.90	\$434.90
4.	Transportation	\$105.71	\$109.60	\$109.60	\$109.60	\$109.60	\$109.60	\$212.06
5.	Medical Care	\$84.00	\$169.41	\$147.40	\$190.89	\$196.09	\$212.38	\$246.94
6.	Miscellaneous	\$64.72	\$112.30	\$111.16	\$147.70	\$122.17	\$187.68	\$176.71
7.	Taxes	\$107.84	\$138.92	\$135.13	\$200.08	\$108.76	\$329.91	\$264.76
8.	Earned Income Tax Credit (-)	\$0.00	(\$143.87)	(\$146.50)	(\$165.15)	(\$248.58)	(\$17.12)	(\$67.76)
9.	Child Care Tax Credit (-)	\$0.00	(\$40.91)	(\$38.45)	(\$69.18)	(\$9.76)	(\$84.00)	(\$88.00)
10.	MONTHLY SELF-SUFFICIENCY WAGE	\$819.74	\$1,189.40	\$1,172.97	\$1,590.39	\$1,194.25	\$2,293.28	\$2,052.83
11.	HOURLY SELF-SUFFICIENCY WAGE	\$4.66	\$6.76	\$6.66	\$9.04	\$6.79	\$13.03	\$5.83 per adult

The Self-Sufficiency Standard for Crosby County, TX, 1996
Selected Family Types

Monthly Costs		Single Adult	Adult + Infant	Adult + preschool	Adult + Infant preschool	Adult + schoolage teenager	Adult + Infant preschool schoolage	2 Adults + Infant preschool
1.	Housing	\$304.00	\$367.00	\$367.00	\$367.00	\$367.00	\$492.00	\$367.00
2.	Child Care	\$0.00	\$251.68	\$331.76	\$583.44	\$151.58	\$735.02	\$583.44
3.	Food	\$153.48	\$225.28	\$233.09	\$303.24	\$400.26	\$407.90	\$434.90
4.	Transportation	\$105.71	\$109.60	\$109.60	\$109.60	\$109.60	\$109.60	\$212.06
5.	Medical Care	\$84.00	\$169.41	\$147.40	\$190.89	\$196.09	\$212.38	\$246.94
6.	Miscellaneous	\$64.72	\$112.30	\$118.88	\$155.42	\$122.45	\$195.69	\$184.43
7.	Taxes	\$107.84	\$138.92	\$161.40	\$227.70	\$109.78	\$362.54	\$301.23
8.	Earned Income Tax Credit (-)	\$0.00	(\$143.87)	(\$128.31)	(\$139.92)	(\$247.64)	\$0.00	(\$34.31)
9.	Child Care Tax Credit (-)	\$0.00	(\$40.91)	(\$54.00)	(\$87.16)	(\$10.43)	(\$80.00)	(\$84.00)
10.	MONTHLY SELF-SUFFICIENCY WAGE	\$819.74	\$1,189.40	\$1,286.82	\$1,710.22	\$1,198.69	\$2,435.12	\$2,211.70
11.	HOURLY SELF-SUFFICIENCY WAGE	\$4.66	\$6.76	\$7.31	\$9.72	\$6.81	\$13.84	\$6.28 per adult

The Self-Sufficiency Standard for Culberson County, TX, 1996
Selected Family Types

Monthly Costs		Single Adult	Adult + Infant	Adult + preschool	Adult + Infant preschool	Adult + schoolage teenager	Adult + Infant preschool schoolage	2 Adults + Infant preschool
1.	Housing	\$304.00	\$367.00	\$367.00	\$367.00	\$367.00	\$492.00	\$367.00
2.	Child Care	\$0.00	\$233.20	\$293.92	\$527.12	\$219.34	\$746.46	\$527.12
3.	Food	\$153.48	\$225.28	\$233.09	\$303.24	\$400.26	\$407.90	\$434.90
4.	Transportation	\$105.71	\$109.60	\$109.60	\$109.60	\$109.60	\$109.60	\$212.06
5.	Medical Care	\$84.00	\$169.41	\$147.40	\$190.89	\$196.09	\$212.38	\$246.94
6.	Miscellaneous	\$64.72	\$110.45	\$115.10	\$149.79	\$129.23	\$196.83	\$178.80
7.	Taxes	\$107.84	\$132.74	\$148.29	\$207.56	\$134.02	\$366.31	\$274.20
8.	Earned Income Tax Credit (-)	\$0.00	(\$148.15)	(\$137.38)	(\$158.32)	(\$225.50)	\$0.00	(\$59.11)
9.	Child Care Tax Credit (-)	\$0.00	(\$36.90)	(\$47.00)	(\$74.05)	(\$26.20)	(\$80.00)	(\$88.00)
10.	MONTHLY SELF-SUFFICIENCY WAGE	\$819.74	\$1,162.63	\$1,230.02	\$1,622.82	\$1,303.84	\$2,451.48	\$2,093.91
11.	HOURLY SELF-SUFFICIENCY WAGE	\$4.66	\$6.61	\$6.99	\$9.22	\$7.41	\$13.93	\$5.95 per adult

The Self-Sufficiency Standard for Dallam County, TX, 1996
Selected Family Types

Monthly Costs		Single Adult	Adult + Infant	Adult + preschool	Adult + Infant preschool	Adult + schoolage teenager	Adult + Infant preschool schoolage	2 Adults + Infant preschool
1.	Housing	\$304.00	\$367.00	\$367.00	\$367.00	\$367.00	\$492.00	\$367.00
2.	Child Care	\$0.00	\$245.52	\$281.38	\$526.90	\$141.24	\$668.14	\$526.90
3.	Food	\$153.48	\$225.28	\$233.09	\$303.24	\$400.26	\$407.90	\$434.90
4.	Transportation	\$105.71	\$109.60	\$109.60	\$109.60	\$109.60	\$109.60	\$212.06
5.	Medical Care	\$84.00	\$169.41	\$147.40	\$190.89	\$196.09	\$212.38	\$246.94
6.	Miscellaneous	\$64.72	\$111.68	\$113.85	\$149.76	\$121.42	\$189.00	\$178.78
7.	Taxes	\$107.84	\$136.86	\$144.10	\$207.48	\$106.08	\$335.87	\$274.10
8.	Earned Income Tax Credit (-)	\$0.00	(\$145.30)	(\$140.29)	(\$158.39)	(\$251.02)	(\$11.66)	(\$59.20)
9.	Child Care Tax Credit (-)	\$0.00	(\$39.57)	(\$44.28)	(\$74.00)	(\$8.02)	(\$84.00)	(\$88.00)
10.	MONTHLY SELF-SUFFICIENCY WAGE	\$819.74	\$1,180.48	\$1,211.85	\$1,622.48	\$1,182.65	\$2,319.22	\$2,093.47
11.	HOURLY SELF-SUFFICIENCY WAGE	\$4.66	\$6.71	\$6.89	\$9.22	\$6.72	\$13.18	\$5.95 per adult

The Self-Sufficiency Standard for Dawson County, TX, 1996
Selected Family Types

Monthly Costs		Single Adult	Adult + Infant	Adult + preschool	Adult + Infant preschool	Adult + schoolage teenager	Adult + Infant preschool schoolage	2 Adults + Infant preschool
1.	Housing	\$304.00	\$367.00	\$367.00	\$367.00	\$367.00	\$492.00	\$367.00
2.	Child Care	\$0.00	\$257.84	\$296.12	\$553.96	\$233.20	\$787.16	\$553.96
3.	Food	\$153.48	\$225.28	\$233.09	\$303.24	\$400.26	\$407.90	\$434.90
4.	Transportation	\$105.71	\$109.60	\$109.60	\$109.60	\$109.60	\$109.60	\$212.06
5.	Medical Care	\$84.00	\$169.41	\$147.40	\$190.89	\$196.09	\$212.38	\$246.94
6.	Miscellaneous	\$64.72	\$112.91	\$115.32	\$152.47	\$130.62	\$200.90	\$181.49
7.	Taxes	\$107.84	\$140.98	\$149.03	\$217.16	\$138.98	\$379.75	\$286.31
8.	Earned Income Tax Credit (-)	\$0.00	(\$142.45)	(\$136.87)	(\$149.55)	(\$220.97)	\$0.00	(\$48.00)
9.	Child Care Tax Credit (-)	\$0.00	(\$42.25)	(\$47.48)	(\$80.30)	(\$29.43)	(\$80.00)	(\$88.00)
10.	MONTHLY SELF-SUFFICIENCY WAGE	\$819.74	\$1,198.33	\$1,233.20	\$1,664.47	\$1,325.35	\$2,509.69	\$2,146.65
11.	HOURLY SELF-SUFFICIENCY WAGE	\$4.66	\$6.81	\$7.01	\$9.46	\$7.53	\$14.26	\$6.10 per adult

The Self-Sufficiency Standard for Deaf Smith County, TX, 1996
Selected Family Types

Monthly Costs		Single Adult	Adult + Infant	Adult + preschool	Adult + Infant preschool	Adult + schoolage teenager	Adult + Infant preschool schoolage	2 Adults + Infant preschool
1.	Housing	\$304.00	\$367.00	\$367.00	\$367.00	\$367.00	\$492.00	\$367.00
2.	Child Care	\$0.00	\$245.52	\$281.38	\$526.90	\$141.24	\$668.14	\$526.90
3.	Food	\$153.48	\$225.28	\$233.09	\$303.24	\$400.26	\$407.90	\$434.90
4.	Transportation	\$105.71	\$109.60	\$109.60	\$109.60	\$109.60	\$109.60	\$212.06
5.	Medical Care	\$84.00	\$169.41	\$147.40	\$190.89	\$196.09	\$212.38	\$246.94
6.	Miscellaneous	\$64.72	\$111.68	\$113.85	\$149.76	\$121.42	\$189.00	\$178.78
7.	Taxes	\$107.84	\$136.86	\$144.10	\$207.48	\$106.08	\$335.87	\$274.10
8.	Earned Income Tax Credit (-)	\$0.00	(\$145.30)	(\$140.29)	(\$158.39)	(\$251.02)	(\$11.66)	(\$59.20)
9.	Child Care Tax Credit (-)	\$0.00	(\$39.57)	(\$44.28)	(\$74.00)	(\$8.02)	(\$84.00)	(\$88.00)
10.	MONTHLY SELF-SUFFICIENCY WAGE	\$819.74	\$1,180.48	\$1,211.85	\$1,622.48	\$1,182.65	\$2,319.22	\$2,093.47
11.	HOURLY SELF-SUFFICIENCY WAGE	\$4.66	\$6.71	\$6.89	\$9.22	\$6.72	\$13.18	\$5.95 per adult

The Self-Sufficiency Standard for Delta County, TX, 1996
Selected Family Types

Monthly Costs		Single Adult	Adult + Infant	Adult + preschool	Adult + Infant preschool	Adult + schoolage teenager	Adult + Infant preschool schoolage	2 Adults + Infant preschool
1.	Housing	\$315.00	\$367.00	\$367.00	\$367.00	\$367.00	\$492.00	\$367.00
2.	Child Care	\$0.00	\$245.52	\$259.60	\$505.12	\$257.84	\$762.96	\$505.12
3.	Food	\$153.48	\$225.28	\$233.09	\$303.24	\$400.26	\$407.90	\$434.90
4.	Transportation	\$105.71	\$109.60	\$109.60	\$109.60	\$109.60	\$109.60	\$212.06
5.	Medical Care	\$84.00	\$169.41	\$147.40	\$190.89	\$196.09	\$212.38	\$246.94
6.	Miscellaneous	\$65.82	\$111.68	\$111.67	\$147.59	\$133.08	\$198.48	\$176.60
7.	Taxes	\$111.47	\$136.86	\$136.82	\$199.69	\$147.79	\$371.76	\$264.26
8.	Earned Income Tax Credit (-)	\$0.00	(\$145.30)	(\$145.33)	(\$165.51)	(\$212.92)	\$0.00	(\$68.22)
9.	Child Care Tax Credit (-)	\$0.00	(\$39.57)	(\$39.55)	(\$68.93)	(\$35.16)	(\$80.00)	(\$88.00)
10.	MONTHLY SELF-SUFFICIENCY WAGE	\$835.48	\$1,180.48	\$1,180.30	\$1,588.69	\$1,363.58	\$2,475.08	\$2,050.67
11.	HOURLY SELF-SUFFICIENCY WAGE	\$4.75	\$6.71	\$6.71	\$9.03	\$7.75	\$14.06	\$5.83 per adult

The Self-Sufficiency Standard for DeWitt County, TX, 1996
Selected Family Types

Monthly Costs		Single Adult	Adult + Infant	Adult + preschool	Adult + Infant preschool	Adult + schoolage teenager	Adult + Infant preschool schoolage	2 Adults + Infant preschool
1.	Housing	\$304.00	\$367.00	\$367.00	\$367.00	\$367.00	\$492.00	\$367.00
2.	Child Care	\$0.00	\$245.52	\$306.90	\$552.42	\$158.62	\$711.04	\$552.42
3.	Food	\$153.48	\$225.28	\$233.09	\$303.24	\$400.26	\$407.90	\$434.90
4.	Transportation	\$105.71	\$109.60	\$109.60	\$109.60	\$109.60	\$109.60	\$212.06
5.	Medical Care	\$84.00	\$169.41	\$147.40	\$190.89	\$196.09	\$212.38	\$246.94
6.	Miscellaneous	\$64.72	\$111.68	\$116.40	\$152.32	\$123.16	\$193.29	\$181.33
7.	Taxes	\$107.84	\$136.86	\$152.63	\$216.61	\$112.30	\$354.62	\$285.62
8.	Earned Income Tax Credit (-)	\$0.00	(\$145.30)	(\$134.38)	(\$150.05)	(\$245.34)	\$0.00	(\$48.64)
9.	Child Care Tax Credit (-)	\$0.00	(\$39.57)	(\$49.82)	(\$79.94)	(\$12.07)	(\$80.00)	(\$88.00)
10.	MONTHLY SELF-SUFFICIENCY WAGE	\$819.74	\$1,180.48	\$1,248.82	\$1,662.08	\$1,209.62	\$2,400.82	\$2,143.63
11.	HOURLY SELF-SUFFICIENCY WAGE	\$4.66	\$6.71	\$7.10	\$9.44	\$6.87	\$13.64	\$6.09 per adult

The Self-Sufficiency Standard for Dickens County, TX, 1996
Selected Family Types

Monthly Costs		Single Adult	Adult + Infant	Adult + preschool	Adult + Infant preschool	Adult + schoolage teenager	Adult + Infant preschool schoolage	2 Adults + Infant preschool
1.	Housing	\$304.00	\$367.00	\$367.00	\$367.00	\$367.00	\$492.00	\$367.00
2.	Child Care	\$0.00	\$251.68	\$331.76	\$583.44	\$151.58	\$735.02	\$583.44
3.	Food	\$153.48	\$225.28	\$233.09	\$303.24	\$400.26	\$407.90	\$434.90
4.	Transportation	\$105.71	\$109.60	\$109.60	\$109.60	\$109.60	\$109.60	\$212.06
5.	Medical Care	\$84.00	\$169.41	\$147.40	\$190.89	\$196.09	\$212.38	\$246.94
6.	Miscellaneous	\$64.72	\$112.30	\$118.88	\$155.42	\$122.45	\$195.69	\$184.43
7.	Taxes	\$107.84	\$138.92	\$161.40	\$227.70	\$109.78	\$362.54	\$301.23
8.	Earned Income Tax Credit (-)	\$0.00	(\$143.87)	(\$128.31)	(\$139.92)	(\$247.64)	\$0.00	(\$34.31)
9.	Child Care Tax Credit (-)	\$0.00	(\$40.91)	(\$54.00)	(\$87.16)	(\$10.43)	(\$80.00)	(\$84.00)
10.	MONTHLY SELF-SUFFICIENCY WAGE	\$819.74	\$1,189.40	\$1,286.82	\$1,710.22	\$1,198.69	\$2,435.12	\$2,211.70
11.	HOURLY SELF-SUFFICIENCY WAGE	\$4.66	\$6.76	\$7.31	\$9.72	\$6.81	\$13.84	\$6.28 per adult

The Self-Sufficiency Standard for Dimmit County, TX, 1996
Selected Family Types

Monthly Costs		Single Adult	Adult + Infant	Adult + preschool	Adult + Infant preschool	Adult + schoolage teenager	Adult + Infant preschool schoolage	2 Adults + Infant preschool
1.	Housing	\$304.00	\$367.00	\$367.00	\$367.00	\$367.00	\$492.00	\$367.00
2.	Child Care	\$0.00	\$248.60	\$342.54	\$591.14	\$242.00	\$833.14	\$591.14
3.	Food	\$153.48	\$225.28	\$233.09	\$303.24	\$400.26	\$407.90	\$434.90
4.	Transportation	\$105.71	\$109.60	\$109.60	\$109.60	\$109.60	\$109.60	\$212.06
5.	Medical Care	\$84.00	\$169.41	\$147.40	\$190.89	\$196.09	\$212.38	\$246.94
6.	Miscellaneous	\$64.72	\$111.99	\$119.96	\$156.19	\$131.50	\$205.50	\$185.20
7.	Taxes	\$107.84	\$137.89	\$165.86	\$230.46	\$142.13	\$394.93	\$304.70
8.	Earned Income Tax Credit (-)	\$0.00	(\$144.59)	(\$125.20)	(\$137.40)	(\$218.09)	\$0.00	(\$31.12)
9.	Child Care Tax Credit (-)	\$0.00	(\$40.24)	(\$54.00)	(\$88.95)	(\$31.48)	(\$80.00)	(\$84.00)
10.	MONTHLY SELF-SUFFICIENCY WAGE	\$819.74	\$1,184.94	\$1,306.26	\$1,722.17	\$1,339.00	\$2,575.45	\$2,226.83
11.	HOURLY SELF-SUFFICIENCY WAGE	\$4.66	\$6.73	\$7.42	\$9.79	\$7.61	\$14.63	\$6.33 per adult

The Self-Sufficiency Standard for Donley County, TX, 1996
Selected Family Types

Monthly Costs		Single Adult	Adult + Infant	Adult + preschool	Adult + Infant preschool	Adult + schoolage teenager	Adult + Infant preschool schoolage	2 Adults + Infant preschool
1.	Housing	\$304.00	\$367.00	\$367.00	\$367.00	\$367.00	\$492.00	\$367.00
2.	Child Care	\$0.00	\$245.52	\$281.38	\$526.90	\$141.24	\$668.14	\$526.90
3.	Food	\$153.48	\$225.28	\$233.09	\$303.24	\$400.26	\$407.90	\$434.90
4.	Transportation	\$105.71	\$109.60	\$109.60	\$109.60	\$109.60	\$109.60	\$212.06
5.	Medical Care	\$84.00	\$169.41	\$147.40	\$190.89	\$196.09	\$212.38	\$246.94
6.	Miscellaneous	\$64.72	\$111.68	\$113.85	\$149.76	\$121.42	\$189.00	\$178.78
7.	Taxes	\$107.84	\$136.86	\$144.10	\$207.48	\$106.08	\$335.87	\$274.10
8.	Earned Income Tax Credit (-)	\$0.00	(\$145.30)	(\$140.29)	(\$158.39)	(\$251.02)	(\$11.66)	(\$59.20)
9.	Child Care Tax Credit (-)	\$0.00	(\$39.57)	(\$44.28)	(\$74.00)	(\$8.02)	(\$84.00)	(\$88.00)
10.	MONTHLY SELF-SUFFICIENCY WAGE	\$819.74	\$1,180.48	\$1,211.85	\$1,622.48	\$1,182.65	\$2,319.22	\$2,093.47
11.	HOURLY SELF-SUFFICIENCY WAGE	\$4.66	\$6.71	\$6.89	\$9.22	\$6.72	\$13.18	\$5.95 per adult

The Self-Sufficiency Standard for Duval County, TX, 1996
Selected Family Types

Monthly Costs		Single Adult	Adult + Infant	Adult + preschool	Adult + Infant preschool	Adult + schoolage teenager	Adult + Infant preschool schoolage	2 Adults + Infant preschool
1.	Housing	\$304.00	\$367.00	\$367.00	\$367.00	\$367.00	\$492.00	\$367.00
2.	Child Care	\$0.00	\$257.84	\$300.74	\$558.58	\$238.26	\$796.84	\$558.58
3.	Food	\$153.48	\$225.28	\$233.09	\$303.24	\$400.26	\$407.90	\$434.90
4.	Transportation	\$105.71	\$109.60	\$109.60	\$109.60	\$109.60	\$109.60	\$212.06
5.	Medical Care	\$84.00	\$169.41	\$147.40	\$190.89	\$196.09	\$212.38	\$246.94
6.	Miscellaneous	\$64.72	\$112.91	\$115.78	\$152.93	\$131.12	\$201.87	\$181.95
7.	Taxes	\$107.84	\$140.98	\$150.57	\$218.81	\$140.79	\$382.95	\$288.40
8.	Earned Income Tax Credit (-)	\$0.00	(\$142.45)	(\$135.80)	(\$148.04)	(\$219.32)	\$0.00	(\$46.09)
9.	Child Care Tax Credit (-)	\$0.00	(\$42.25)	(\$48.48)	(\$81.37)	(\$30.60)	(\$80.00)	(\$88.00)
10.	MONTHLY SELF-SUFFICIENCY WAGE	\$819.74	\$1,198.33	\$1,239.90	\$1,671.64	\$1,333.20	\$2,523.53	\$2,155.73
11.	HOURLY SELF-SUFFICIENCY WAGE	\$4.66	\$6.81	\$7.04	\$9.50	\$7.57	\$14.34	\$6.12 per adult

The Self-Sufficiency Standard for Eastland County, TX, 1996
Selected Family Types

Monthly Costs		Single Adult	Adult + Infant	Adult + preschool	Adult + Infant preschool	Adult + schoolage teenager	Adult + Infant preschool schoolage	2 Adults + Infant preschool
1.	Housing	\$304.00	\$367.00	\$367.00	\$367.00	\$367.00	\$492.00	\$367.00
2.	Child Care	\$0.00	\$245.52	\$249.92	\$495.44	\$184.14	\$679.58	\$495.44
3.	Food	\$153.48	\$225.28	\$233.09	\$303.24	\$400.26	\$407.90	\$434.90
4.	Transportation	\$105.71	\$109.60	\$109.60	\$109.60	\$109.60	\$109.60	\$212.06
5.	Medical Care	\$84.00	\$169.41	\$147.40	\$190.89	\$196.09	\$212.38	\$246.94
6.	Miscellaneous	\$64.72	\$111.68	\$110.70	\$146.62	\$125.71	\$190.15	\$175.63
7.	Taxes	\$107.84	\$136.86	\$133.58	\$196.22	\$121.43	\$342.64	\$259.90
8.	Earned Income Tax Credit (-)	\$0.00	(\$145.30)	(\$147.57)	(\$168.68)	(\$237.00)	(\$5.43)	(\$72.22)
9.	Child Care Tax Credit (-)	\$0.00	(\$39.57)	(\$37.44)	(\$66.67)	(\$18.01)	(\$80.00)	(\$88.00)
10.	MONTHLY SELF-SUFFICIENCY WAGE	\$819.74	\$1,180.48	\$1,166.28	\$1,573.66	\$1,249.22	\$2,348.81	\$2,031.65
11.	HOURLY SELF-SUFFICIENCY WAGE	\$4.66	\$6.71	\$6.63	\$8.94	\$7.10	\$13.35	\$5.77 per adult

The Self-Sufficiency Standard for Edwards County, TX, 1996
Selected Family Types

Monthly Costs		Single Adult	Adult + Infant	Adult + preschool	Adult + Infant preschool	Adult + schoolage teenager	Adult + Infant preschool schoolage	2 Adults + Infant preschool
1.	Housing	\$304.00	\$367.00	\$367.00	\$367.00	\$367.00	\$492.00	\$367.00
2.	Child Care	\$0.00	\$248.60	\$342.54	\$591.14	\$242.00	\$833.14	\$591.14
3.	Food	\$153.48	\$225.28	\$233.09	\$303.24	\$400.26	\$407.90	\$434.90
4.	Transportation	\$105.71	\$109.60	\$109.60	\$109.60	\$109.60	\$109.60	\$212.06
5.	Medical Care	\$84.00	\$169.41	\$147.40	\$190.89	\$196.09	\$212.38	\$246.94
6.	Miscellaneous	\$64.72	\$111.99	\$119.96	\$156.19	\$131.50	\$205.50	\$185.20
7.	Taxes	\$107.84	\$137.89	\$165.86	\$230.46	\$142.13	\$394.93	\$304.70
8.	Earned Income Tax Credit (-)	\$0.00	(\$144.59)	(\$125.20)	(\$137.40)	(\$218.09)	\$0.00	(\$31.12)
9.	Child Care Tax Credit (-)	\$0.00	(\$40.24)	(\$54.00)	(\$88.95)	(\$31.48)	(\$80.00)	(\$84.00)
10.	MONTHLY SELF-SUFFICIENCY WAGE	\$819.74	\$1,184.94	\$1,306.26	\$1,722.17	\$1,339.00	\$2,575.45	\$2,226.83
11.	HOURLY SELF-SUFFICIENCY WAGE	\$4.66	\$6.73	\$7.42	\$9.79	\$7.61	\$14.63	\$6.33 per adult

The Self-Sufficiency Standard for Erath County, TX, 1996
Selected Family Types

Monthly Costs		Single Adult	Adult + Infant	Adult + preschool	Adult + Infant preschool	Adult + schoolage teenager	Adult + Infant preschool schoolage	2 Adults + Infant preschool
1.	Housing	\$309.00	\$400.00	\$400.00	\$400.00	\$400.00	\$518.00	\$400.00
2.	Child Care	\$0.00	\$345.84	\$372.90	\$718.74	\$298.32	\$1,017.06	\$718.74
3.	Food	\$153.48	\$225.28	\$233.09	\$303.24	\$400.26	\$407.90	\$434.90
4.	Transportation	\$105.71	\$109.60	\$109.60	\$109.60	\$109.60	\$109.60	\$212.06
5.	Medical Care	\$84.00	\$169.41	\$147.40	\$190.89	\$196.09	\$212.38	\$246.94
6.	Miscellaneous	\$65.22	\$125.01	\$126.30	\$172.25	\$140.43	\$226.49	\$201.26
7.	Taxes	\$109.49	\$187.54	\$192.87	\$303.33	\$174.19	\$464.25	\$368.01
8.	Earned Income Tax Credit (-)	\$0.00	(\$110.13)	(\$106.43)	(\$70.57)	(\$188.81)	\$0.00	\$0.00
9.	Child Care Tax Credit (-)	\$0.00	(\$52.00)	(\$52.00)	(\$88.00)	(\$52.00)	(\$80.00)	(\$80.00)
10.	MONTHLY SELF-SUFFICIENCY WAGE	\$826.89	\$1,400.55	\$1,423.73	\$2,039.48	\$1,478.08	\$2,875.67	\$2,501.92
11.	HOURLY SELF-SUFFICIENCY WAGE	\$4.70	\$7.96	\$8.09	\$11.59	\$8.40	\$16.34	\$7.11 per adult

The Self-Sufficiency Standard for Falls County, TX, 1996
Selected Family Types

Monthly Costs		Single Adult	Adult + Infant	Adult + preschool	Adult + Infant preschool	Adult + schoolage teenager	Adult + Infant preschool schoolage	2 Adults + Infant preschool
1.	Housing	\$304.00	\$367.00	\$367.00	\$367.00	\$367.00	\$492.00	\$367.00
2.	Child Care	\$0.00	\$245.52	\$272.58	\$518.10	\$258.72	\$776.82	\$518.10
3.	Food	\$153.48	\$225.28	\$233.09	\$303.24	\$400.26	\$407.90	\$434.90
4.	Transportation	\$105.71	\$109.60	\$109.60	\$109.60	\$109.60	\$109.60	\$212.06
5.	Medical Care	\$84.00	\$169.41	\$147.40	\$190.89	\$196.09	\$212.38	\$246.94
6.	Miscellaneous	\$64.72	\$111.68	\$112.97	\$148.88	\$133.17	\$199.87	\$177.90
7.	Taxes	\$107.84	\$136.86	\$141.16	\$204.33	\$148.11	\$376.34	\$270.12
8.	Earned Income Tax Credit (-)	\$0.00	(\$145.30)	(\$142.32)	(\$161.27)	(\$212.63)	\$0.00	(\$62.85)
9.	Child Care Tax Credit (-)	\$0.00	(\$39.57)	(\$42.37)	(\$71.95)	(\$35.37)	(\$80.00)	(\$88.00)
10.	MONTHLY SELF-SUFFICIENCY WAGE	\$819.74	\$1,180.48	\$1,199.10	\$1,608.83	\$1,364.95	\$2,494.90	\$2,076.18
11.	HOURLY SELF-SUFFICIENCY WAGE	\$4.66	\$6.71	\$6.81	\$9.14	\$7.76	\$14.18	\$5.90 per adult

The Self-Sufficiency Standard for Fannin County, TX, 1996
Selected Family Types

Monthly Costs		Single Adult	Adult + Infant	Adult + preschool	Adult + Infant preschool	Adult + schoolage teenager	Adult + Infant preschool schoolage	2 Adults + Infant preschool
1.	Housing	\$304.00	\$367.00	\$367.00	\$367.00	\$367.00	\$494.00	\$367.00
2.	Child Care	\$0.00	\$363.00	\$384.78	\$747.78	\$197.34	\$945.12	\$747.78
3.	Food	\$153.48	\$225.28	\$233.09	\$303.24	\$400.26	\$407.90	\$434.90
4.	Transportation	\$105.71	\$109.60	\$109.60	\$109.60	\$109.60	\$109.60	\$212.06
5.	Medical Care	\$84.00	\$169.41	\$147.40	\$190.89	\$196.09	\$212.38	\$246.94
6.	Miscellaneous	\$64.72	\$123.43	\$124.19	\$171.85	\$127.03	\$216.90	\$200.87
7.	Taxes	\$107.84	\$180.97	\$184.11	\$301.54	\$126.15	\$432.57	\$366.71
8.	Earned Income Tax Credit (-)	\$0.00	(\$114.69)	(\$112.51)	(\$72.21)	(\$232.69)	\$0.00	\$0.00
9.	Child Care Tax Credit (-)	\$0.00	(\$52.00)	(\$52.00)	(\$88.00)	(\$21.08)	(\$80.00)	(\$80.00)
10.	MONTHLY SELF-SUFFICIENCY WAGE	\$819.74	\$1,372.00	\$1,385.66	\$2,031.70	\$1,269.70	\$2,738.46	\$2,496.26
11.	HOURLY SELF-SUFFICIENCY WAGE	\$4.66	\$7.80	\$7.87	\$11.54	\$7.21	\$15.56	\$7.09 per adult

The Self-Sufficiency Standard for Fayette County, TX, 1996
Selected Family Types

Monthly Costs		Single Adult	Adult + Infant	Adult + preschool	Adult + Infant preschool	Adult + schoolage teenager	Adult + Infant preschool schoolage	2 Adults + Infant preschool
1.	Housing	\$304.00	\$367.00	\$367.00	\$367.00	\$367.00	\$492.00	\$367.00
2.	Child Care	\$0.00	\$303.16	\$334.84	\$638.00	\$240.90	\$878.90	\$638.00
3.	Food	\$153.48	\$225.28	\$233.09	\$303.24	\$400.26	\$407.90	\$434.90
4.	Transportation	\$105.71	\$109.60	\$109.60	\$109.60	\$109.60	\$109.60	\$212.06
5.	Medical Care	\$84.00	\$169.41	\$147.40	\$190.89	\$196.09	\$212.38	\$246.94
6.	Miscellaneous	\$64.72	\$117.45	\$119.19	\$160.87	\$131.39	\$210.08	\$189.89
7.	Taxes	\$107.84	\$156.13	\$162.67	\$248.77	\$141.73	\$410.04	\$325.85
8.	Earned Income Tax Credit (-)	\$0.00	(\$131.96)	(\$127.42)	(\$120.64)	(\$218.45)	\$0.00	(\$11.72)
9.	Child Care Tax Credit (-)	\$0.00	(\$52.10)	(\$54.00)	(\$96.00)	(\$31.22)	(\$80.00)	(\$84.00)
10.	MONTHLY SELF-SUFFICIENCY WAGE	\$819.74	\$1,263.97	\$1,292.38	\$1,801.74	\$1,337.30	\$2,640.90	\$2,318.92
11.	HOURLY SELF-SUFFICIENCY WAGE	\$4.66	\$7.18	\$7.34	\$10.24	\$7.60	\$15.01	\$6.59 per adult

The Self-Sufficiency Standard for Fisher County, TX, 1996
Selected Family Types

Monthly Costs		Single Adult	Adult + Infant	Adult + preschool	Adult + Infant preschool	Adult + schoolage teenager	Adult + Infant preschool schoolage	2 Adults + Infant preschool
1.	Housing	\$304.00	\$367.00	\$367.00	\$367.00	\$367.00	\$492.00	\$367.00
2.	Child Care	\$0.00	\$245.52	\$249.92	\$495.44	\$184.14	\$679.58	\$495.44
3.	Food	\$153.48	\$225.28	\$233.09	\$303.24	\$400.26	\$407.90	\$434.90
4.	Transportation	\$105.71	\$109.60	\$109.60	\$109.60	\$109.60	\$109.60	\$212.06
5.	Medical Care	\$84.00	\$169.41	\$147.40	\$190.89	\$196.09	\$212.38	\$246.94
6.	Miscellaneous	\$64.72	\$111.68	\$110.70	\$146.62	\$125.71	\$190.15	\$175.63
7.	Taxes	\$107.84	\$136.86	\$133.58	\$196.22	\$121.43	\$342.64	\$259.90
8.	Earned Income Tax Credit (-)	\$0.00	(\$145.30)	(\$147.57)	(\$168.68)	(\$237.00)	(\$5.43)	(\$72.22)
9.	Child Care Tax Credit (-)	\$0.00	(\$39.57)	(\$37.44)	(\$66.67)	(\$18.01)	(\$80.00)	(\$88.00)
10.	MONTHLY SELF-SUFFICIENCY WAGE	\$819.74	\$1,180.48	\$1,166.28	\$1,573.66	\$1,249.22	\$2,348.81	\$2,031.65
11.	HOURLY SELF-SUFFICIENCY WAGE	\$4.66	\$6.71	\$6.63	\$8.94	\$7.10	\$13.35	\$5.77 per adult

The Self-Sufficiency Standard for Floyd County, TX, 1996

Selected Family Types

Monthly Costs		Single Adult	Adult + Infant	Adult + preschool	Adult + Infant preschool	Adult + schoolage teenager	Adult + Infant preschool schoolage	2 Adults + Infant preschool
1.	Housing	\$304.00	\$367.00	\$367.00	\$367.00	\$367.00	\$492.00	\$367.00
2.	Child Care	\$0.00	\$251.68	\$331.76	\$583.44	\$151.58	\$735.02	\$583.44
3.	Food	\$153.48	\$225.28	\$233.09	\$303.24	\$400.26	\$407.90	\$434.90
4.	Transportation	\$105.71	\$109.60	\$109.60	\$109.60	\$109.60	\$109.60	\$212.06
5.	Medical Care	\$84.00	\$169.41	\$147.40	\$190.89	\$196.09	\$212.38	\$246.94
6.	Miscellaneous	\$64.72	\$112.30	\$118.88	\$155.42	\$122.45	\$195.69	\$184.43
7.	Taxes	\$107.84	\$138.92	\$161.40	\$227.70	\$109.78	\$362.54	\$301.23
8.	Earned Income Tax Credit (-)	\$0.00	(\$143.87)	(\$128.31)	(\$139.92)	(\$247.64)	\$0.00	(\$34.31)
9.	Child Care Tax Credit (-)	\$0.00	(\$40.91)	(\$54.00)	(\$87.16)	(\$10.43)	(\$80.00)	(\$84.00)
10.	MONTHLY SELF-SUFFICIENCY WAGE	\$819.74	\$1,189.40	\$1,286.82	\$1,710.22	\$1,198.69	\$2,435.12	\$2,211.70
11.	HOURLY SELF-SUFFICIENCY WAGE	\$4.66	\$6.76	\$7.31	\$9.72	\$6.81	\$13.84	\$6.28 per adult

The Self-Sufficiency Standard for Foard County, TX, 1996

Selected Family Types

Monthly Costs		Single Adult	Adult + Infant	Adult + preschool	Adult + Infant preschool	Adult + schoolage teenager	Adult + Infant preschool schoolage	2 Adults + Infant preschool
1.	Housing	\$304.00	\$367.00	\$367.00	\$367.00	\$367.00	\$492.00	\$367.00
2.	Child Care	\$0.00	\$251.68	\$257.84	\$509.52	\$171.82	\$681.34	\$509.52
3.	Food	\$153.48	\$225.28	\$233.09	\$303.24	\$400.26	\$407.90	\$434.90
4.	Transportation	\$105.71	\$109.60	\$109.60	\$109.60	\$109.60	\$109.60	\$212.06
5.	Medical Care	\$84.00	\$169.41	\$147.40	\$190.89	\$196.09	\$212.38	\$246.94
6.	Miscellaneous	\$64.72	\$112.30	\$111.49	\$148.03	\$124.48	\$190.32	\$177.04
7.	Taxes	\$107.84	\$138.92	\$136.23	\$201.26	\$117.02	\$343.43	\$266.25
8.	Earned Income Tax Credit (-)	\$0.00	(\$143.87)	(\$145.73)	(\$164.07)	(\$241.03)	(\$4.70)	(\$66.40)
9.	Child Care Tax Credit (-)	\$0.00	(\$40.91)	(\$39.16)	(\$69.95)	(\$15.14)	(\$80.00)	(\$88.00)
10.	MONTHLY SELF-SUFFICIENCY WAGE	\$819.74	\$1,189.40	\$1,177.75	\$1,595.51	\$1,230.10	\$2,352.27	\$2,059.32
11.	HOURLY SELF-SUFFICIENCY WAGE	\$4.66	\$6.76	\$6.69	\$9.07	\$6.99	\$13.37	\$5.85 per adult

The Self-Sufficiency Standard for Franklin County, TX, 1996

Selected Family Types

Monthly Costs		Single Adult	Adult + Infant	Adult + preschool	Adult + Infant preschool	Adult + schoolage teenager	Adult + Infant preschool schoolage	2 Adults + Infant preschool
1.	Housing	\$304.00	\$367.00	\$367.00	\$367.00	\$367.00	\$508.00	\$367.00
2.	Child Care	\$0.00	\$245.52	\$259.60	\$505.12	\$257.84	\$762.96	\$505.12
3.	Food	\$153.48	\$225.28	\$233.09	\$303.24	\$400.26	\$407.90	\$434.90
4.	Transportation	\$105.71	\$109.60	\$109.60	\$109.60	\$109.60	\$109.60	\$212.06
5.	Medical Care	\$84.00	\$169.41	\$147.40	\$190.89	\$196.09	\$212.38	\$246.94
6.	Miscellaneous	\$64.72	\$111.68	\$111.67	\$147.59	\$133.08	\$200.08	\$176.60
7.	Taxes	\$107.84	\$136.86	\$136.82	\$199.69	\$147.79	\$377.04	\$264.26
8.	Earned Income Tax Credit (-)	\$0.00	(\$145.30)	(\$145.33)	(\$165.51)	(\$212.92)	\$0.00	(\$68.22)
9.	Child Care Tax Credit (-)	\$0.00	(\$39.57)	(\$39.55)	(\$68.93)	(\$35.16)	(\$80.00)	(\$88.00)
10.	MONTHLY SELF-SUFFICIENCY WAGE	\$819.74	\$1,180.48	\$1,180.30	\$1,588.69	\$1,363.58	\$2,497.96	\$2,050.67
11.	HOURLY SELF-SUFFICIENCY WAGE	\$4.66	\$6.71	\$6.71	\$9.03	\$7.75	\$14.19	\$5.83 per adult

The Self-Sufficiency Standard for Freestone County, TX, 1996

Selected Family Types

Monthly Costs		Single Adult	Adult + Infant	Adult + preschool	Adult + Infant preschool	Adult + schoolage teenager	Adult + Infant preschool schoolage	2 Adults + Infant preschool
1.	Housing	\$304.00	\$367.00	\$367.00	\$367.00	\$367.00	\$492.00	\$367.00
2.	Child Care	\$0.00	\$245.52	\$272.58	\$518.10	\$258.72	\$776.82	\$518.10
3.	Food	\$153.48	\$225.28	\$233.09	\$303.24	\$400.26	\$407.90	\$434.90
4.	Transportation	\$105.71	\$109.60	\$109.60	\$109.60	\$109.60	\$109.60	\$212.06
5.	Medical Care	\$84.00	\$169.41	\$147.40	\$190.89	\$196.09	\$212.38	\$246.94
6.	Miscellaneous	\$64.72	\$111.68	\$112.97	\$148.88	\$133.17	\$199.87	\$177.90
7.	Taxes	\$107.84	\$136.86	\$141.16	\$204.33	\$148.11	\$376.34	\$270.12
8.	Earned Income Tax Credit (-)	\$0.00	(\$145.30)	(\$142.32)	(\$161.27)	(\$212.63)	\$0.00	(\$62.85)
9.	Child Care Tax Credit (-)	\$0.00	(\$39.57)	(\$42.37)	(\$71.95)	(\$35.37)	(\$80.00)	(\$88.00)
10.	MONTHLY SELF-SUFFICIENCY WAGE	\$819.74	\$1,180.48	\$1,199.10	\$1,608.83	\$1,364.95	\$2,494.90	\$2,076.18
11.	HOURLY SELF-SUFFICIENCY WAGE	\$4.66	\$6.71	\$6.81	\$9.14	\$7.76	\$14.18	\$5.90 per adult

The Self-Sufficiency Standard for Frio County, TX, 1996
Selected Family Types

Monthly Costs		Single Adult	Adult + Infant	Adult + preschool	Adult + Infant preschool	Adult + schoolage teenager	Adult + Infant preschool schoolage	2 Adults + Infant preschool
1.	Housing	\$304.00	\$367.00	\$367.00	\$367.00	\$367.00	\$492.00	\$367.00
2.	Child Care	\$0.00	\$300.74	\$322.96	\$623.70	\$167.20	\$790.90	\$623.70
3.	Food	\$153.48	\$225.28	\$233.09	\$303.24	\$400.26	\$407.90	\$434.90
4.	Transportation	\$105.71	\$109.60	\$109.60	\$109.60	\$109.60	\$109.60	\$212.06
5.	Medical Care	\$84.00	\$169.41	\$147.40	\$190.89	\$196.09	\$212.38	\$246.94
6.	Miscellaneous	\$64.72	\$117.20	\$118.00	\$159.44	\$124.02	\$201.28	\$188.46
7.	Taxes	\$107.84	\$155.32	\$158.00	\$242.32	\$115.37	\$380.99	\$319.40
8.	Earned Income Tax Credit (-)	\$0.00	(\$132.52)	(\$130.66)	(\$126.56)	(\$242.54)	\$0.00	(\$17.64)
9.	Child Care Tax Credit (-)	\$0.00	(\$51.57)	(\$53.31)	(\$96.00)	(\$14.06)	(\$80.00)	(\$84.00)
10.	MONTHLY SELF-SUFFICIENCY WAGE	\$819.74	\$1,260.47	\$1,272.08	\$1,773.63	\$1,222.93	\$2,515.04	\$2,290.82
11.	HOURLY SELF-SUFFICIENCY WAGE	\$4.66	\$7.16	\$7.23	\$10.08	\$6.95	\$14.29	\$6.51 per adult

The Self-Sufficiency Standard for Gaines County, TX, 1996
Selected Family Types

Monthly Costs		Single Adult	Adult + Infant	Adult + preschool	Adult + Infant preschool	Adult + schoolage teenager	Adult + Infant preschool schoolage	2 Adults + Infant preschool
1.	Housing	\$304.00	\$367.00	\$367.00	\$367.00	\$367.00	\$492.00	\$367.00
2.	Child Care	\$0.00	\$257.84	\$296.12	\$553.96	\$233.20	\$787.16	\$553.96
3.	Food	\$153.48	\$225.28	\$233.09	\$303.24	\$400.26	\$407.90	\$434.90
4.	Transportation	\$105.71	\$109.60	\$109.60	\$109.60	\$109.60	\$109.60	\$212.06
5.	Medical Care	\$84.00	\$169.41	\$147.40	\$190.89	\$196.09	\$212.38	\$246.94
6.	Miscellaneous	\$64.72	\$112.91	\$115.32	\$152.47	\$130.62	\$200.90	\$181.49
7.	Taxes	\$107.84	\$140.98	\$149.03	\$217.16	\$138.98	\$379.75	\$286.31
8.	Earned Income Tax Credit (-)	\$0.00	(\$142.45)	(\$136.87)	(\$149.55)	(\$220.97)	\$0.00	(\$48.00)
9.	Child Care Tax Credit (-)	\$0.00	(\$42.25)	(\$47.48)	(\$80.30)	(\$29.43)	(\$80.00)	(\$88.00)
10.	MONTHLY SELF-SUFFICIENCY WAGE	\$819.74	\$1,198.33	\$1,233.20	\$1,664.47	\$1,325.35	\$2,509.69	\$2,146.65
11.	HOURLY SELF-SUFFICIENCY WAGE	\$4.66	\$6.81	\$7.01	\$9.46	\$7.53	\$14.26	\$6.10 per adult

The Self-Sufficiency Standard for Garza County, TX, 1996

Selected Family Types

Monthly Costs		Single Adult	Adult + Infant	Adult + preschool	Adult + Infant preschool	Adult + schoolage teenager	Adult + Infant preschool schoolage	2 Adults + Infant preschool
1.	Housing	\$304.00	\$367.00	\$367.00	\$367.00	\$367.00	\$492.00	\$367.00
2.	Child Care	\$0.00	\$251.68	\$331.76	\$583.44	\$151.58	\$735.02	\$583.44
3.	Food	\$153.48	\$225.28	\$233.09	\$303.24	\$400.26	\$407.90	\$434.90
4.	Transportation	\$105.71	\$109.60	\$109.60	\$109.60	\$109.60	\$109.60	\$212.06
5.	Medical Care	\$84.00	\$169.41	\$147.40	\$190.89	\$196.09	\$212.38	\$246.94
6.	Miscellaneous	\$64.72	\$112.30	\$118.88	\$155.42	\$122.45	\$195.69	\$184.43
7.	Taxes	\$107.84	\$138.92	\$161.40	\$227.70	\$109.78	\$362.54	\$301.23
8.	Earned Income Tax Credit (-)	\$0.00	(\$143.87)	(\$128.31)	(\$139.92)	(\$247.64)	\$0.00	(\$34.31)
9.	Child Care Tax Credit (-)	\$0.00	(\$40.91)	(\$54.00)	(\$87.16)	(\$10.43)	(\$80.00)	(\$84.00)
10.	MONTHLY SELF-SUFFICIENCY WAGE	\$819.74	\$1,189.40	\$1,286.82	\$1,710.22	\$1,198.69	\$2,435.12	\$2,211.70
11.	HOURLY SELF-SUFFICIENCY WAGE	\$4.66	\$6.76	\$7.31	\$9.72	\$6.81	\$13.84	\$6.28 per adult

The Self-Sufficiency Standard for Gillespie County, TX, 1996

Selected Family Types

Monthly Costs		Single Adult	Adult + Infant	Adult + preschool	Adult + Infant preschool	Adult + schoolage teenager	Adult + Infant preschool schoolage	2 Adults + Infant preschool
1.	Housing	\$331.00	\$430.00	\$430.00	\$430.00	\$430.00	\$591.00	\$430.00
2.	Child Care	\$0.00	\$300.74	\$322.96	\$623.70	\$167.20	\$790.90	\$623.70
3.	Food	\$153.48	\$225.28	\$233.09	\$303.24	\$400.26	\$407.90	\$434.90
4.	Transportation	\$105.71	\$109.60	\$109.60	\$109.60	\$109.60	\$109.60	\$212.06
5.	Medical Care	\$84.00	\$169.41	\$147.40	\$190.89	\$196.09	\$212.38	\$246.94
6.	Miscellaneous	\$67.42	\$123.50	\$124.30	\$165.74	\$130.32	\$211.18	\$194.76
7.	Taxes	\$116.76	\$181.28	\$184.60	\$272.36	\$137.91	\$413.67	\$346.54
8.	Earned Income Tax Credit (-)	\$0.00	(\$114.48)	(\$112.17)	(\$98.99)	(\$221.95)	\$0.00	\$0.00
9.	Child Care Tax Credit (-)	\$0.00	(\$52.00)	(\$52.00)	(\$92.00)	(\$28.73)	(\$80.00)	(\$80.00)
10.	MONTHLY SELF-SUFFICIENCY WAGE	\$858.36	\$1,373.33	\$1,387.78	\$1,904.55	\$1,320.69	\$2,656.63	\$2,408.90
11.	HOURLY SELF-SUFFICIENCY WAGE	\$4.88	\$7.80	\$7.89	\$10.82	\$7.50	\$15.09	\$6.84 per adult

The Self-Sufficiency Standard for Glasscock County, TX, 1996
Selected Family Types

Monthly Costs		Single Adult	Adult + Infant	Adult + preschool	Adult + Infant preschool	Adult + schoolage teenager	Adult + Infant preschool schoolage	2 Adults + Infant preschool
1.	Housing	\$304.00	\$367.00	\$367.00	\$367.00	\$367.00	\$492.00	\$367.00
2.	Child Care	\$0.00	\$257.84	\$296.12	\$553.96	\$233.20	\$787.16	\$553.96
3.	Food	\$153.48	\$225.28	\$233.09	\$303.24	\$400.26	\$407.90	\$434.90
4.	Transportation	\$105.71	\$109.60	\$109.60	\$109.60	\$109.60	\$109.60	\$212.06
5.	Medical Care	\$84.00	\$169.41	\$147.40	\$190.89	\$196.09	\$212.38	\$246.94
6.	Miscellaneous	\$64.72	\$112.91	\$115.32	\$152.47	\$130.62	\$200.90	\$181.49
7.	Taxes	\$107.84	\$140.98	\$149.03	\$217.16	\$138.98	\$379.75	\$286.31
8.	Earned Income Tax Credit (-)	\$0.00	(\$142.45)	(\$136.87)	(\$149.55)	(\$220.97)	\$0.00	(\$48.00)
9.	Child Care Tax Credit (-)	\$0.00	(\$42.25)	(\$47.48)	(\$80.30)	(\$29.43)	(\$80.00)	(\$88.00)
10.	MONTHLY SELF-SUFFICIENCY WAGE	\$819.74	\$1,198.33	\$1,233.20	\$1,664.47	\$1,325.35	\$2,509.69	\$2,146.65
11.	HOURLY SELF-SUFFICIENCY WAGE	\$4.66	\$6.81	\$7.01	\$9.46	\$7.53	\$14.26	\$6.10 per adult

The Self-Sufficiency Standard for Goliad County, TX, 1996
Selected Family Types

Monthly Costs		Single Adult	Adult + Infant	Adult + preschool	Adult + Infant preschool	Adult + schoolage teenager	Adult + Infant preschool schoolage	2 Adults + Infant preschool
1.	Housing	\$304.00	\$367.00	\$367.00	\$367.00	\$367.00	\$492.00	\$367.00
2.	Child Care	\$0.00	\$245.52	\$306.90	\$552.42	\$158.62	\$711.04	\$552.42
3.	Food	\$153.48	\$225.28	\$233.09	\$303.24	\$400.26	\$407.90	\$434.90
4.	Transportation	\$105.71	\$109.60	\$109.60	\$109.60	\$109.60	\$109.60	\$212.06
5.	Medical Care	\$84.00	\$169.41	\$147.40	\$190.89	\$196.09	\$212.38	\$246.94
6.	Miscellaneous	\$64.72	\$111.68	\$116.40	\$152.32	\$123.16	\$193.29	\$181.33
7.	Taxes	\$107.84	\$136.86	\$152.63	\$216.61	\$112.30	\$354.62	\$285.62
8.	Earned Income Tax Credit (-)	\$0.00	(\$145.30)	(\$134.38)	(\$150.05)	(\$245.34)	\$0.00	(\$48.64)
9.	Child Care Tax Credit (-)	\$0.00	(\$39.57)	(\$49.82)	(\$79.94)	(\$12.07)	(\$80.00)	(\$88.00)
10.	MONTHLY SELF-SUFFICIENCY WAGE	\$819.74	\$1,180.48	\$1,248.82	\$1,662.08	\$1,209.62	\$2,400.82	\$2,143.63
11.	HOURLY SELF-SUFFICIENCY WAGE	\$4.66	\$6.71	\$7.10	\$9.44	\$6.87	\$13.64	\$6.09 per adult

The Self-Sufficiency Standard for Gonzales County, TX, 1996

Selected Family Types

Monthly Costs		Single Adult	Adult + Infant	Adult + preschool	Adult + Infant preschool	Adult + schoolage teenager	Adult + Infant preschool schoolage	2 Adults + Infant preschool
1.	Housing	\$304.00	\$367.00	\$367.00	\$367.00	\$367.00	\$492.00	\$367.00
2.	Child Care	\$0.00	\$245.52	\$306.90	\$552.42	\$158.62	\$711.04	\$552.42
3.	Food	\$153.48	\$225.28	\$233.09	\$303.24	\$400.26	\$407.90	\$434.90
4.	Transportation	\$105.71	\$109.60	\$109.60	\$109.60	\$109.60	\$109.60	\$212.06
5.	Medical Care	\$84.00	\$169.41	\$147.40	\$190.89	\$196.09	\$212.38	\$246.94
6.	Miscellaneous	\$64.72	\$111.68	\$116.40	\$152.32	\$123.16	\$193.29	\$181.33
7.	Taxes	\$107.84	\$136.86	\$152.63	\$216.61	\$112.30	\$354.62	\$285.62
8.	Earned Income Tax Credit (-)	\$0.00	(\$145.30)	(\$134.38)	(\$150.05)	(\$245.34)	\$0.00	(\$48.64)
9.	Child Care Tax Credit (-)	\$0.00	(\$39.57)	(\$49.82)	(\$79.94)	(\$12.07)	(\$80.00)	(\$88.00)
10.	MONTHLY SELF-SUFFICIENCY WAGE	\$819.74	\$1,180.48	\$1,248.82	\$1,662.08	\$1,209.62	\$2,400.82	\$2,143.63
11.	HOURLY SELF-SUFFICIENCY WAGE	\$4.66	\$6.71	\$7.10	\$9.44	\$6.87	\$13.64	\$6.09 per adult

The Self-Sufficiency Standard for Gray County, TX, 1996

Selected Family Types

Monthly Costs		Single Adult	Adult + Infant	Adult + preschool	Adult + Infant preschool	Adult + schoolage teenager	Adult + Infant preschool schoolage	2 Adults + Infant preschool
1.	Housing	\$304.00	\$391.00	\$391.00	\$391.00	\$391.00	\$492.00	\$391.00
2.	Child Care	\$0.00	\$245.52	\$281.38	\$526.90	\$141.24	\$668.14	\$526.90
3.	Food	\$153.48	\$225.28	\$233.09	\$303.24	\$400.26	\$407.90	\$434.90
4.	Transportation	\$105.71	\$109.60	\$109.60	\$109.60	\$109.60	\$109.60	\$212.06
5.	Medical Care	\$84.00	\$169.41	\$147.40	\$190.89	\$196.09	\$212.38	\$246.94
6.	Miscellaneous	\$64.72	\$114.08	\$116.25	\$152.16	\$123.82	\$189.00	\$181.18
7.	Taxes	\$107.84	\$144.88	\$152.12	\$216.06	\$114.67	\$335.87	\$284.93
8.	Earned Income Tax Credit (-)	\$0.00	(\$139.74)	(\$134.73)	(\$150.55)	(\$243.18)	(\$11.66)	(\$49.27)
9.	Child Care Tax Credit (-)	\$0.00	(\$44.79)	(\$49.49)	(\$79.58)	(\$13.61)	(\$84.00)	(\$88.00)
10.	MONTHLY SELF-SUFFICIENCY WAGE	\$819.74	\$1,215.24	\$1,246.62	\$1,659.72	\$1,219.89	\$2,319.22	\$2,140.64
11.	HOURLY SELF-SUFFICIENCY WAGE	\$4.66	\$6.90	\$7.08	\$9.43	\$6.93	\$13.18	\$6.08 per adult

The Self-Sufficiency Standard for Grimes County, TX, 1996
Selected Family Types

Monthly Costs		Single Adult	Adult + Infant	Adult + preschool	Adult + Infant preschool	Adult + schoolage teenager	Adult + Infant preschool schoolage	2 Adults + Infant preschool
1.	Housing	\$304.00	\$367.00	\$367.00	\$367.00	\$367.00	\$496.00	\$367.00
2.	Child Care	\$0.00	\$297.00	\$289.52	\$586.52	\$289.52	\$876.04	\$586.52
3.	Food	\$153.48	\$225.28	\$233.09	\$303.24	\$400.26	\$407.90	\$434.90
4.	Transportation	\$105.71	\$109.60	\$109.60	\$109.60	\$109.60	\$109.60	\$212.06
5.	Medical Care	\$84.00	\$169.41	\$147.40	\$190.89	\$196.09	\$212.38	\$246.94
6.	Miscellaneous	\$64.72	\$116.83	\$114.66	\$155.73	\$136.25	\$210.19	\$184.74
7.	Taxes	\$107.84	\$154.07	\$146.82	\$228.80	\$159.13	\$410.42	\$302.62
8.	Earned Income Tax Credit (-)	\$0.00	(\$133.38)	(\$138.40)	(\$138.91)	(\$202.57)	\$0.00	(\$33.03)
9.	Child Care Tax Credit (-)	\$0.00	(\$50.76)	(\$46.05)	(\$87.87)	(\$42.54)	(\$80.00)	(\$84.00)
10.	MONTHLY SELF-SUFFICIENCY WAGE	\$819.74	\$1,255.05	\$1,223.64	\$1,715.00	\$1,412.74	\$2,642.53	\$2,217.75
11.	HOURLY SELF-SUFFICIENCY WAGE	\$4.66	\$7.13	\$6.95	\$9.74	\$8.03	\$15.01	\$6.30 per adult

The Self-Sufficiency Standard for Hale County, TX, 1996
Selected Family Types

Monthly Costs		Single Adult	Adult + Infant	Adult + preschool	Adult + Infant preschool	Adult + schoolage teenager	Adult + Infant preschool schoolage	2 Adults + Infant preschool
1.	Housing	\$304.00	\$367.00	\$367.00	\$367.00	\$367.00	\$492.00	\$367.00
2.	Child Care	\$0.00	\$251.68	\$331.76	\$583.44	\$151.58	\$735.02	\$583.44
3.	Food	\$153.48	\$225.28	\$233.09	\$303.24	\$400.26	\$407.90	\$434.90
4.	Transportation	\$105.71	\$109.60	\$109.60	\$109.60	\$109.60	\$109.60	\$212.06
5.	Medical Care	\$84.00	\$169.41	\$147.40	\$190.89	\$196.09	\$212.38	\$246.94
6.	Miscellaneous	\$64.72	\$112.30	\$118.88	\$155.42	\$122.45	\$195.69	\$184.43
7.	Taxes	\$107.84	\$138.92	\$161.40	\$227.70	\$109.78	\$362.54	\$301.23
8.	Earned Income Tax Credit (-)	\$0.00	(\$143.87)	(\$128.31)	(\$139.92)	(\$247.64)	\$0.00	(\$34.31)
9.	Child Care Tax Credit (-)	\$0.00	(\$40.91)	(\$54.00)	(\$87.16)	(\$10.43)	(\$80.00)	(\$84.00)
10.	MONTHLY SELF-SUFFICIENCY WAGE	\$819.74	\$1,189.40	\$1,286.82	\$1,710.22	\$1,198.69	\$2,435.12	\$2,211.70
11.	HOURLY SELF-SUFFICIENCY WAGE	\$4.66	\$6.76	\$7.31	\$9.72	\$6.81	\$13.84	\$6.28 per adult

The Self-Sufficiency Standard for Hall County, TX, 1996

Selected Family Types

Monthly Costs		Single Adult	Adult + Infant	Adult + preschool	Adult + Infant preschool	Adult + schoolage teenager	Adult + Infant preschool schoolage	2 Adults + Infant preschool
1.	Housing	\$304.00	\$367.00	\$367.00	\$367.00	\$367.00	\$492.00	\$367.00
2.	Child Care	\$0.00	\$245.52	\$281.38	\$526.90	\$141.24	\$668.14	\$526.90
3.	Food	\$153.48	\$225.28	\$233.09	\$303.24	\$400.26	\$407.90	\$434.90
4.	Transportation	\$105.71	\$109.60	\$109.60	\$109.60	\$109.60	\$109.60	\$212.06
5.	Medical Care	\$84.00	\$169.41	\$147.40	\$190.89	\$196.09	\$212.38	\$246.94
6.	Miscellaneous	\$64.72	\$111.68	\$113.85	\$149.76	\$121.42	\$189.00	\$178.78
7.	Taxes	\$107.84	\$136.86	\$144.10	\$207.48	\$106.08	\$335.87	\$274.10
8.	Earned Income Tax Credit (-)	\$0.00	(\$145.30)	(\$140.29)	(\$158.39)	(\$251.02)	(\$11.66)	(\$59.20)
9.	Child Care Tax Credit (-)	\$0.00	(\$39.57)	(\$44.28)	(\$74.00)	(\$8.02)	(\$84.00)	(\$88.00)
10.	MONTHLY SELF-SUFFICIENCY WAGE	\$819.74	\$1,180.48	\$1,211.85	\$1,622.48	\$1,182.65	\$2,319.22	\$2,093.47
11.	HOURLY SELF-SUFFICIENCY WAGE	\$4.66	\$6.71	\$6.89	\$9.22	\$6.72	\$13.18	\$5.95 per adult

The Self-Sufficiency Standard for Hamilton County, TX, 1996

Selected Family Types

Monthly Costs		Single Adult	Adult + Infant	Adult + preschool	Adult + Infant preschool	Adult + schoolage teenager	Adult + Infant preschool schoolage	2 Adults + Infant preschool
1.	Housing	\$304.00	\$367.00	\$367.00	\$367.00	\$367.00	\$492.00	\$367.00
2.	Child Care	\$0.00	\$245.52	\$270.38	\$515.90	\$211.20	\$727.10	\$515.90
3.	Food	\$153.48	\$225.28	\$233.09	\$303.24	\$400.26	\$407.90	\$434.90
4.	Transportation	\$105.71	\$109.60	\$109.60	\$109.60	\$109.60	\$109.60	\$212.06
5.	Medical Care	\$84.00	\$169.41	\$147.40	\$190.89	\$196.09	\$212.38	\$246.94
6.	Miscellaneous	\$64.72	\$111.68	\$112.75	\$148.66	\$128.42	\$194.90	\$177.68
7.	Taxes	\$107.84	\$136.86	\$140.42	\$203.54	\$131.11	\$359.92	\$269.13
8.	Earned Income Tax Credit (-)	\$0.00	(\$145.30)	(\$142.83)	(\$161.99)	(\$228.16)	\$0.00	(\$63.76)
9.	Child Care Tax Credit (-)	\$0.00	(\$39.57)	(\$41.89)	(\$71.44)	(\$24.31)	(\$80.00)	(\$88.00)
10.	MONTHLY SELF-SUFFICIENCY WAGE	\$819.74	\$1,180.48	\$1,195.92	\$1,605.41	\$1,291.21	\$2,423.79	\$2,071.86
11.	HOURLY SELF-SUFFICIENCY WAGE	\$4.66	\$6.71	\$6.79	\$9.12	\$7.34	\$13.77	\$5.89 per adult

The Self-Sufficiency Standard for Hansford County, TX, 1996

Selected Family Types

Monthly Costs		Single Adult	Adult + Infant	Adult + preschool	Adult + Infant preschool	Adult + schoolage teenager	Adult + Infant preschool schoolage	2 Adults + Infant preschool
1.	Housing	\$304.00	\$367.00	\$367.00	\$367.00	\$367.00	\$492.00	\$367.00
2.	Child Care	\$0.00	\$245.52	\$281.38	\$526.90	\$141.24	\$668.14	\$526.90
3.	Food	\$153.48	\$225.28	\$233.09	\$303.24	\$400.26	\$407.90	\$434.90
4.	Transportation	\$105.71	\$109.60	\$109.60	\$109.60	\$109.60	\$109.60	\$212.06
5.	Medical Care	\$84.00	\$169.41	\$147.40	\$190.89	\$196.09	\$212.38	\$246.94
6.	Miscellaneous	\$64.72	\$111.68	\$113.85	\$149.76	\$121.42	\$189.00	\$178.78
7.	Taxes	\$107.84	\$136.86	\$144.10	\$207.48	\$106.08	\$335.87	\$274.10
8.	Earned Income Tax Credit (-)	\$0.00	(\$145.30)	(\$140.29)	(\$158.39)	(\$251.02)	(\$11.66)	(\$59.20)
9.	Child Care Tax Credit (-)	\$0.00	(\$39.57)	(\$44.28)	(\$74.00)	(\$8.02)	(\$84.00)	(\$88.00)
10.	MONTHLY SELF-SUFFICIENCY WAGE	\$819.74	\$1,180.48	\$1,211.85	\$1,622.48	\$1,182.65	\$2,319.22	\$2,093.47
11.	HOURLY SELF-SUFFICIENCY WAGE	\$4.66	\$6.71	\$6.89	\$9.22	\$6.72	\$13.18	\$5.95 per adult

The Self-Sufficiency Standard for Hardeman County, TX, 1996

Selected Family Types

Monthly Costs		Single Adult	Adult + Infant	Adult + preschool	Adult + Infant preschool	Adult + schoolage teenager	Adult + Infant preschool schoolage	2 Adults + Infant preschool
1.	Housing	\$304.00	\$367.00	\$367.00	\$367.00	\$367.00	\$492.00	\$367.00
2.	Child Care	\$0.00	\$251.68	\$257.84	\$509.52	\$171.82	\$681.34	\$509.52
3.	Food	\$153.48	\$225.28	\$233.09	\$303.24	\$400.26	\$407.90	\$434.90
4.	Transportation	\$105.71	\$109.60	\$109.60	\$109.60	\$109.60	\$109.60	\$212.06
5.	Medical Care	\$84.00	\$169.41	\$147.40	\$190.89	\$196.09	\$212.38	\$246.94
6.	Miscellaneous	\$64.72	\$112.30	\$111.49	\$148.03	\$124.48	\$190.32	\$177.04
7.	Taxes	\$107.84	\$138.92	\$136.23	\$201.26	\$117.02	\$343.43	\$266.25
8.	Earned Income Tax Credit (-)	\$0.00	(\$143.87)	(\$145.73)	(\$164.07)	(\$241.03)	(\$4.70)	(\$66.40)
9.	Child Care Tax Credit (-)	\$0.00	(\$40.91)	(\$39.16)	(\$69.95)	(\$15.14)	(\$80.00)	(\$88.00)
10.	MONTHLY SELF-SUFFICIENCY WAGE	\$819.74	\$1,189.40	\$1,177.75	\$1,595.51	\$1,230.10	\$2,352.27	\$2,059.32
11.	HOURLY SELF-SUFFICIENCY WAGE	\$4.66	\$6.76	\$6.69	\$9.07	\$6.99	\$13.37	\$5.85 per adult

The Self-Sufficiency Standard for Hartley County, TX, 1996

Selected Family Types

Monthly Costs		Single Adult	Adult + infant	Adult + preschool	Adult + infant preschool	Adult + schoolage teenager	Adult + infant preschool schoolage	2 Adults + infant preschool
1.	Housing	\$304.00	\$367.00	\$367.00	\$367.00	\$367.00	\$492.00	\$367.00
2.	Child Care	\$0.00	\$245.52	\$281.38	\$526.90	\$141.24	\$668.14	\$526.90
3.	Food	\$153.48	\$225.28	\$233.09	\$303.24	\$400.26	\$407.90	\$434.90
4.	Transportation	\$105.71	\$109.60	\$109.60	\$109.60	\$109.60	\$109.60	\$212.06
5.	Medical Care	\$84.00	\$169.41	\$147.40	\$190.89	\$196.09	\$212.38	\$246.94
6.	Miscellaneous	\$64.72	\$111.68	\$113.85	\$149.76	\$121.42	\$189.00	\$178.78
7.	Taxes	\$107.84	\$136.86	\$144.10	\$207.48	\$106.08	\$335.87	\$274.10
8.	Earned Income Tax Credit (-)	\$0.00	(\$145.30)	(\$140.29)	(\$158.39)	(\$251.02)	(\$11.66)	(\$59.20)
9.	Child Care Tax Credit (-)	\$0.00	(\$39.57)	(\$44.28)	(\$74.00)	(\$8.02)	(\$84.00)	(\$88.00)
10.	MONTHLY SELF-SUFFICIENCY WAGE	\$819.74	\$1,180.48	\$1,211.85	\$1,622.48	\$1,182.65	\$2,319.22	\$2,093.47
11.	HOURLY SELF-SUFFICIENCY WAGE	\$4.66	\$6.71	\$6.89	\$9.22	\$6.72	\$13.18	\$5.95 per adult

The Self-Sufficiency Standard for Haskell County, TX, 1996

Selected Family Types

Monthly Costs		Single Adult	Adult + infant	Adult + preschool	Adult + infant preschool	Adult + schoolage teenager	Adult + infant preschool schoolage	2 Adults + infant preschool
1.	Housing	\$304.00	\$367.00	\$367.00	\$367.00	\$367.00	\$492.00	\$367.00
2.	Child Care	\$0.00	\$245.52	\$249.92	\$495.44	\$184.14	\$679.58	\$495.44
3.	Food	\$153.48	\$225.28	\$233.09	\$303.24	\$400.26	\$407.90	\$434.90
4.	Transportation	\$105.71	\$109.60	\$109.60	\$109.60	\$109.60	\$109.60	\$212.06
5.	Medical Care	\$84.00	\$169.41	\$147.40	\$190.89	\$196.09	\$212.38	\$246.94
6.	Miscellaneous	\$64.72	\$111.68	\$110.70	\$146.62	\$125.71	\$190.15	\$175.63
7.	Taxes	\$107.84	\$136.86	\$133.58	\$196.22	\$121.43	\$342.64	\$259.90
8.	Earned Income Tax Credit (-)	\$0.00	(\$145.30)	(\$147.57)	(\$168.68)	(\$237.00)	(\$5.43)	(\$72.22)
9.	Child Care Tax Credit (-)	\$0.00	(\$39.57)	(\$37.44)	(\$66.67)	(\$18.01)	(\$80.00)	(\$88.00)
10.	MONTHLY SELF-SUFFICIENCY WAGE	\$819.74	\$1,180.48	\$1,166.28	\$1,573.66	\$1,249.22	\$2,348.81	\$2,031.65
11.	HOURLY SELF-SUFFICIENCY WAGE	\$4.66	\$6.71	\$6.63	\$8.94	\$7.10	\$13.35	\$5.77 per adult

The Self-Sufficiency Standard for Hemphill County, TX, 1996
Selected Family Types

Monthly Costs		Single Adult	Adult + Infant	Adult + preschool	Adult + Infant preschool	Adult + schoolage teenager	Adult + Infant preschool schoolage	2 Adults + Infant preschool
1.	Housing	\$339.00	\$380.00	\$380.00	\$380.00	\$380.00	\$529.00	\$380.00
2.	Child Care	\$0.00	\$245.52	\$281.38	\$526.90	\$141.24	\$668.14	\$526.90
3.	Food	\$153.48	\$225.28	\$233.09	\$303.24	\$400.26	\$407.90	\$434.90
4.	Transportation	\$105.71	\$109.60	\$109.60	\$109.60	\$109.60	\$109.60	\$212.06
5.	Medical Care	\$84.00	\$169.41	\$147.40	\$190.89	\$196.09	\$212.38	\$246.94
6.	Miscellaneous	\$68.22	\$112.98	\$115.15	\$151.06	\$122.72	\$192.70	\$180.08
7.	Taxes	\$119.40	\$141.21	\$148.45	\$212.13	\$110.73	\$352.67	\$279.96
8.	Earned Income Tax Credit (-)	\$0.00	(\$142.29)	(\$137.28)	(\$154.15)	(\$246.77)	\$0.00	(\$53.82)
9.	Child Care Tax Credit (-)	\$0.00	(\$42.40)	(\$47.10)	(\$77.02)	(\$11.05)	(\$80.00)	(\$88.00)
10.	MONTHLY SELF-SUFFICIENCY WAGE	\$869.80	\$1,199.31	\$1,230.68	\$1,642.66	\$1,202.82	\$2,392.39	\$2,119.02
11.	HOURLY SELF-SUFFICIENCY WAGE	\$4.94	\$6.81	\$6.99	\$9.33	\$6.83	\$13.59	\$6.02 per adult

The Self-Sufficiency Standard for Hill County, TX, 1996
Selected Family Types

Monthly Costs		Single Adult	Adult + Infant	Adult + preschool	Adult + Infant preschool	Adult + schoolage teenager	Adult + Infant preschool schoolage	2 Adults + Infant preschool
1.	Housing	\$304.00	\$367.00	\$367.00	\$367.00	\$367.00	\$492.00	\$367.00
2.	Child Care	\$0.00	\$245.52	\$272.58	\$518.10	\$258.72	\$776.82	\$518.10
3.	Food	\$153.48	\$225.28	\$233.09	\$303.24	\$400.26	\$407.90	\$434.90
4.	Transportation	\$105.71	\$109.60	\$109.60	\$109.60	\$109.60	\$109.60	\$212.06
5.	Medical Care	\$84.00	\$169.41	\$147.40	\$190.89	\$196.09	\$212.38	\$246.94
6.	Miscellaneous	\$64.72	\$111.68	\$112.97	\$148.88	\$133.17	\$199.87	\$177.90
7.	Taxes	\$107.84	\$136.86	\$141.16	\$204.33	\$148.11	\$376.34	\$270.12
8.	Earned Income Tax Credit (-)	\$0.00	(\$145.30)	(\$142.32)	(\$161.27)	(\$212.63)	\$0.00	(\$62.85)
9.	Child Care Tax Credit (-)	\$0.00	(\$39.57)	(\$42.37)	(\$71.95)	(\$35.37)	(\$80.00)	(\$88.00)
10.	MONTHLY SELF-SUFFICIENCY WAGE	\$819.74	\$1,180.48	\$1,199.10	\$1,608.83	\$1,364.95	\$2,494.90	\$2,076.18
11.	HOURLY SELF-SUFFICIENCY WAGE	\$4.66	\$6.71	\$6.81	\$9.14	\$7.76	\$14.18	\$5.90 per adult

The Self-Sufficiency Standard for Hockley County, TX, 1996
Selected Family Types

Monthly Costs		Single Adult	Adult + Infant	Adult + preschool	Adult + Infant preschool	Adult + schoolage teenager	Adult + Infant preschool schoolage	2 Adults + Infant preschool
1.	Housing	\$314.00	\$367.00	\$367.00	\$367.00	\$367.00	\$497.00	\$367.00
2.	Child Care	\$0.00	\$251.68	\$331.76	\$583.44	\$151.58	\$735.02	\$583.44
3.	Food	\$153.48	\$225.28	\$233.09	\$303.24	\$400.26	\$407.90	\$434.90
4.	Transportation	\$105.71	\$109.60	\$109.60	\$109.60	\$109.60	\$109.60	\$212.06
5.	Medical Care	\$84.00	\$169.41	\$147.40	\$190.89	\$196.09	\$212.38	\$246.94
6.	Miscellaneous	\$65.72	\$112.30	\$118.88	\$155.42	\$122.45	\$196.19	\$184.43
7.	Taxes	\$111.14	\$138.92	\$161.40	\$227.70	\$109.78	\$364.19	\$301.23
8.	Earned Income Tax Credit (-)	\$0.00	(\$143.87)	(\$128.31)	(\$139.92)	(\$247.64)	\$0.00	(\$34.31)
9.	Child Care Tax Credit (-)	\$0.00	(\$40.91)	(\$54.00)	(\$87.16)	(\$10.43)	(\$80.00)	(\$84.00)
10.	MONTHLY SELF-SUFFICIENCY WAGE	\$834.05	\$1,189.40	\$1,286.82	\$1,710.22	\$1,198.69	\$2,442.27	\$2,211.70
11.	HOURLY SELF-SUFFICIENCY WAGE	\$4.74	\$6.76	\$7.31	\$9.72	\$6.81	\$13.88	\$6.28 per adult

The Self-Sufficiency Standard for Hopkins County, TX, 1996
Selected Family Types

Monthly Costs		Single Adult	Adult + Infant	Adult + preschool	Adult + Infant preschool	Adult + schoolage teenager	Adult + Infant preschool schoolage	2 Adults + Infant preschool
1.	Housing	\$330.00	\$389.00	\$389.00	\$389.00	\$389.00	\$541.00	\$389.00
2.	Child Care	\$0.00	\$245.52	\$259.60	\$505.12	\$257.84	\$762.96	\$505.12
3.	Food	\$153.48	\$225.28	\$233.09	\$303.24	\$400.26	\$407.90	\$434.90
4.	Transportation	\$105.71	\$109.60	\$109.60	\$109.60	\$109.60	\$109.60	\$212.06
5.	Medical Care	\$84.00	\$169.41	\$147.40	\$190.89	\$196.09	\$212.38	\$246.94
6.	Miscellaneous	\$67.32	\$113.88	\$113.87	\$149.79	\$135.28	\$203.38	\$178.80
7.	Taxes	\$116.43	\$144.21	\$144.17	\$207.56	\$155.66	\$387.94	\$274.20
8.	Earned Income Tax Credit (-)	\$0.00	(\$140.21)	(\$140.23)	(\$158.32)	(\$205.73)	\$0.00	(\$59.11)
9.	Child Care Tax Credit (-)	\$0.00	(\$44.35)	(\$44.33)	(\$74.05)	(\$40.28)	(\$80.00)	(\$88.00)
10.	MONTHLY SELF-SUFFICIENCY WAGE	\$856.93	\$1,212.35	\$1,212.17	\$1,622.82	\$1,397.72	\$2,545.16	\$2,093.91
11.	HOURLY SELF-SUFFICIENCY WAGE	\$4.87	\$6.89	\$6.89	\$9.22	\$7.94	\$14.46	\$5.95 per adult

The Self-Sufficiency Standard for Houston County, TX, 1996

Selected Family Types

Monthly Costs		Single Adult	Adult + Infant	Adult + preschool	Adult + Infant preschool	Adult + schoolage teenager	Adult + Infant preschool schoolage	2 Adults + Infant preschool
1.	Housing	\$304.00	\$367.00	\$367.00	\$367.00	\$367.00	\$492.00	\$367.00
2.	Child Care	\$0.00	\$228.36	\$286.00	\$514.36	\$245.96	\$760.32	\$514.36
3.	Food	\$153.48	\$225.28	\$233.09	\$303.24	\$400.26	\$407.90	\$434.90
4.	Transportation	\$105.71	\$109.60	\$109.60	\$109.60	\$109.60	\$109.60	\$212.06
5.	Medical Care	\$84.00	\$169.41	\$147.40	\$190.89	\$196.09	\$212.38	\$246.94
6.	Miscellaneous	\$64.72	\$109.97	\$114.31	\$148.51	\$131.89	\$198.22	\$177.53
7.	Taxes	\$107.84	\$131.12	\$145.64	\$202.99	\$143.54	\$370.89	\$268.44
8.	Earned Income Tax Credit (-)	\$0.00	(\$149.27)	(\$139.22)	(\$162.49)	(\$216.80)	\$0.00	(\$64.39)
9.	Child Care Tax Credit (-)	\$0.00	(\$35.84)	(\$45.28)	(\$71.08)	(\$32.40)	(\$80.00)	(\$88.00)
10.	MONTHLY SELF-SUFFICIENCY WAGE	\$819.74	\$1,155.62	\$1,218.54	\$1,603.02	\$1,345.15	\$2,471.30	\$2,068.83
11.	HOURLY SELF-SUFFICIENCY WAGE	\$4.66	\$6.57	\$6.92	\$9.11	\$7.64	\$14.04	\$5.88 per adult

The Self-Sufficiency Standard for Howard County, TX, 1996

Selected Family Types

Monthly Costs		Single Adult	Adult + Infant	Adult + preschool	Adult + Infant preschool	Adult + schoolage teenager	Adult + Infant preschool schoolage	2 Adults + Infant preschool
1.	Housing	\$304.00	\$367.00	\$367.00	\$367.00	\$367.00	\$496.00	\$367.00
2.	Child Care	\$0.00	\$257.84	\$296.12	\$553.96	\$233.20	\$787.16	\$553.96
3.	Food	\$153.48	\$225.28	\$233.09	\$303.24	\$400.26	\$407.90	\$434.90
4.	Transportation	\$105.71	\$109.60	\$109.60	\$109.60	\$109.60	\$109.60	\$212.06
5.	Medical Care	\$84.00	\$169.41	\$147.40	\$190.89	\$196.09	\$212.38	\$246.94
6.	Miscellaneous	\$64.72	\$112.91	\$115.32	\$152.47	\$130.62	\$201.30	\$181.49
7.	Taxes	\$107.84	\$140.98	\$149.03	\$217.16	\$138.98	\$381.07	\$286.31
8.	Earned Income Tax Credit (-)	\$0.00	(\$142.45)	(\$136.87)	(\$149.55)	(\$220.97)	\$0.00	(\$48.00)
9.	Child Care Tax Credit (-)	\$0.00	(\$42.25)	(\$47.48)	(\$80.30)	(\$29.43)	(\$80.00)	(\$88.00)
10.	MONTHLY SELF-SUFFICIENCY WAGE	\$819.74	\$1,198.33	\$1,233.20	\$1,664.47	\$1,325.35	\$2,515.41	\$2,146.65
11.	HOURLY SELF-SUFFICIENCY WAGE	\$4.66	\$6.81	\$7.01	\$9.46	\$7.53	\$14.29	\$6.10 per adult

The Self-Sufficiency Standard for Hudspeth County, TX, 1996
Selected Family Types

Monthly Costs		Single Adult	Adult + Infant	Adult + preschool	Adult + Infant preschool	Adult + schoolage teenager	Adult + Infant preschool schoolage	2 Adults + Infant preschool
1.	Housing	\$358.00	\$400.00	\$400.00	\$400.00	\$400.00	\$502.00	\$400.00
2.	Child Care	\$0.00	\$233.20	\$293.92	\$527.12	\$219.34	\$746.46	\$527.12
3.	Food	\$153.48	\$225.28	\$233.09	\$303.24	\$400.26	\$407.90	\$434.90
4.	Transportation	\$105.71	\$109.60	\$109.60	\$109.60	\$109.60	\$109.60	\$212.06
5.	Medical Care	\$84.00	\$169.41	\$147.40	\$190.89	\$196.09	\$212.38	\$246.94
6.	Miscellaneous	\$70.12	\$113.75	\$118.40	\$153.09	\$132.53	\$197.83	\$182.10
7.	Taxes	\$125.67	\$143.77	\$159.39	\$219.36	\$145.83	\$369.61	\$289.09
8.	Earned Income Tax Credit (-)	\$0.00	(\$140.51)	(\$129.70)	(\$147.54)	(\$214.72)	\$0.00	(\$45.45)
9.	Child Care Tax Credit (-)	\$0.00	(\$44.07)	(\$54.00)	(\$81.73)	(\$33.88)	(\$80.00)	(\$88.00)
10.	MONTHLY SELF-SUFFICIENCY WAGE	\$896.97	\$1,210.44	\$1,278.10	\$1,674.03	\$1,355.05	\$2,465.78	\$2,158.76
11.	HOURLY SELF-SUFFICIENCY WAGE	\$5.10	\$6.88	\$7.26	\$9.51	\$7.70	\$14.01	\$6.13 per adult

The Self-Sufficiency Standard for Hutchinson County, TX, 1996
Selected Family Types

Monthly Costs		Single Adult	Adult + Infant	Adult + preschool	Adult + Infant preschool	Adult + schoolage teenager	Adult + Infant preschool schoolage	2 Adults + Infant preschool
1.	Housing	\$304.00	\$380.00	\$380.00	\$380.00	\$380.00	\$529.00	\$380.00
2.	Child Care	\$0.00	\$245.52	\$281.38	\$526.90	\$141.24	\$668.14	\$526.90
3.	Food	\$153.48	\$225.28	\$233.09	\$303.24	\$400.26	\$407.90	\$434.90
4.	Transportation	\$105.71	\$109.60	\$109.60	\$109.60	\$109.60	\$109.60	\$212.06
5.	Medical Care	\$84.00	\$169.41	\$147.40	\$190.89	\$196.09	\$212.38	\$246.94
6.	Miscellaneous	\$64.72	\$112.98	\$115.15	\$151.06	\$122.72	\$192.70	\$180.08
7.	Taxes	\$107.84	\$141.21	\$148.45	\$212.13	\$110.73	\$352.67	\$279.96
8.	Earned Income Tax Credit (-)	\$0.00	(\$142.29)	(\$137.28)	(\$154.15)	(\$246.77)	\$0.00	(\$53.82)
9.	Child Care Tax Credit (-)	\$0.00	(\$42.40)	(\$47.10)	(\$77.02)	(\$11.05)	(\$80.00)	(\$88.00)
10.	MONTHLY SELF-SUFFICIENCY WAGE	\$819.74	\$1,199.31	\$1,230.68	\$1,642.66	\$1,202.82	\$2,392.39	\$2,119.02
11.	HOURLY SELF-SUFFICIENCY WAGE	\$4.66	\$6.81	\$6.99	\$9.33	\$6.83	\$13.59	\$6.02 per adult

The Self-Sufficiency Standard for Irion County, TX, 1996
Selected Family Types

Monthly Costs		Single Adult	Adult + Infant	Adult + preschool	Adult + Infant preschool	Adult + schoolage teenager	Adult + Infant preschool schoolage	2 Adults + Infant preschool
1.	Housing	\$304.00	\$367.00	\$367.00	\$367.00	\$367.00	\$492.00	\$367.00
2.	Child Care	\$0.00	\$251.68	\$254.54	\$506.22	\$148.72	\$654.94	\$506.22
3.	Food	\$153.48	\$225.28	\$233.09	\$303.24	\$400.26	\$407.90	\$434.90
4.	Transportation	\$105.71	\$109.60	\$109.60	\$109.60	\$109.60	\$109.60	\$212.06
5.	Medical Care	\$84.00	\$169.41	\$147.40	\$190.89	\$196.09	\$212.38	\$246.94
6.	Miscellaneous	\$64.72	\$112.30	\$111.16	\$147.70	\$122.17	\$187.68	\$176.71
7.	Taxes	\$107.84	\$138.92	\$135.13	\$200.08	\$108.76	\$329.91	\$264.76
8.	Earned Income Tax Credit (-)	\$0.00	(\$143.87)	(\$146.50)	(\$165.15)	(\$248.58)	(\$17.12)	(\$67.76)
9.	Child Care Tax Credit (-)	\$0.00	(\$40.91)	(\$38.45)	(\$69.18)	(\$9.76)	(\$84.00)	(\$88.00)
10.	MONTHLY SELF-SUFFICIENCY WAGE	\$819.74	\$1,189.40	\$1,172.97	\$1,590.39	\$1,194.25	\$2,293.28	\$2,052.83
11.	HOURLY SELF-SUFFICIENCY WAGE	\$4.66	\$6.76	\$6.66	\$9.04	\$6.79	\$13.03	\$5.83 per adult

The Self-Sufficiency Standard for Jack County, TX, 1996
Selected Family Types

Monthly Costs		Single Adult	Adult + Infant	Adult + preschool	Adult + Infant preschool	Adult + schoolage teenager	Adult + Infant preschool schoolage	2 Adults + Infant preschool
1.	Housing	\$304.00	\$367.00	\$367.00	\$367.00	\$367.00	\$492.00	\$367.00
2.	Child Care	\$0.00	\$251.68	\$257.84	\$509.52	\$171.82	\$681.34	\$509.52
3.	Food	\$153.48	\$225.28	\$233.09	\$303.24	\$400.26	\$407.90	\$434.90
4.	Transportation	\$105.71	\$109.60	\$109.60	\$109.60	\$109.60	\$109.60	\$212.06
5.	Medical Care	\$84.00	\$169.41	\$147.40	\$190.89	\$196.09	\$212.38	\$246.94
6.	Miscellaneous	\$64.72	\$112.30	\$111.49	\$148.03	\$124.48	\$190.32	\$177.04
7.	Taxes	\$107.84	\$138.92	\$136.23	\$201.26	\$117.02	\$343.43	\$266.25
8.	Earned Income Tax Credit (-)	\$0.00	(\$143.87)	(\$145.73)	(\$164.07)	(\$241.03)	(\$4.70)	(\$66.40)
9.	Child Care Tax Credit (-)	\$0.00	(\$40.91)	(\$39.16)	(\$69.95)	(\$15.14)	(\$80.00)	(\$88.00)
10.	MONTHLY SELF-SUFFICIENCY WAGE	\$819.74	\$1,189.40	\$1,177.75	\$1,595.51	\$1,230.10	\$2,352.27	\$2,059.32
11.	HOURLY SELF-SUFFICIENCY WAGE	\$4.66	\$6.76	\$6.69	\$9.07	\$6.99	\$13.37	\$5.85 per adult

The Self-Sufficiency Standard for Jackson County, TX, 1996

Selected Family Types

Monthly Costs		Single Adult	Adult + Infant	Adult + preschool	Adult + Infant preschool	Adult + schoolage teenager	Adult + Infant preschool schoolage	2 Adults + Infant preschool
1.	Housing	\$305.00	\$367.00	\$367.00	\$367.00	\$367.00	\$492.00	\$367.00
2.	Child Care	\$0.00	\$245.52	\$306.90	\$552.42	\$158.62	\$711.04	\$552.42
3.	Food	\$153.48	\$225.28	\$233.09	\$303.24	\$400.26	\$407.90	\$434.90
4.	Transportation	\$105.71	\$109.60	\$109.60	\$109.60	\$109.60	\$109.60	\$212.06
5.	Medical Care	\$84.00	\$169.41	\$147.40	\$190.89	\$196.09	\$212.38	\$246.94
6.	Miscellaneous	\$64.82	\$111.68	\$116.40	\$152.32	\$123.16	\$193.29	\$181.33
7.	Taxes	\$108.17	\$136.86	\$152.63	\$216.61	\$112.30	\$354.62	\$285.62
8.	Earned Income Tax Credit (-)	\$0.00	(\$145.30)	(\$134.38)	(\$150.05)	(\$245.34)	\$0.00	(\$48.64)
9.	Child Care Tax Credit (-)	\$0.00	(\$39.57)	(\$49.82)	(\$79.94)	(\$12.07)	(\$80.00)	(\$88.00)
10.	MONTHLY SELF-SUFFICIENCY WAGE	\$821.17	\$1,180.48	\$1,248.82	\$1,662.08	\$1,209.62	\$2,400.82	\$2,143.63
11.	HOURLY SELF-SUFFICIENCY WAGE	\$4.67	\$6.71	\$7.10	\$9.44	\$6.87	\$13.64	\$6.09 per adult

The Self-Sufficiency Standard for Jasper County, TX, 1996

Selected Family Types

Monthly Costs		Single Adult	Adult + Infant	Adult + preschool	Adult + Infant preschool	Adult + schoolage teenager	Adult + Infant preschool schoolage	2 Adults + Infant preschool
1.	Housing	\$304.00	\$375.00	\$375.00	\$375.00	\$375.00	\$499.00	\$375.00
2.	Child Care	\$0.00	\$228.36	\$286.00	\$514.36	\$245.96	\$760.32	\$514.36
3.	Food	\$153.48	\$225.28	\$233.09	\$303.24	\$400.26	\$407.90	\$434.90
4.	Transportation	\$105.71	\$109.60	\$109.60	\$109.60	\$109.60	\$109.60	\$212.06
5.	Medical Care	\$84.00	\$169.41	\$147.40	\$190.89	\$196.09	\$212.38	\$246.94
6.	Miscellaneous	\$64.72	\$110.77	\$115.11	\$149.31	\$132.69	\$198.92	\$178.33
7.	Taxes	\$107.84	\$133.80	\$148.32	\$205.85	\$146.41	\$373.20	\$272.05
8.	Earned Income Tax Credit (-)	\$0.00	(\$147.42)	(\$137.36)	(\$159.88)	(\$214.19)	\$0.00	(\$61.08)
9.	Child Care Tax Credit (-)	\$0.00	(\$37.58)	(\$47.02)	(\$72.94)	(\$34.26)	(\$80.00)	(\$88.00)
10.	MONTHLY SELF-SUFFICIENCY WAGE	\$819.74	\$1,167.21	\$1,230.13	\$1,615.44	\$1,357.56	\$2,481.31	\$2,084.55
11.	HOURLY SELF-SUFFICIENCY WAGE	\$4.66	\$6.63	\$6.99	\$9.18	\$7.71	\$14.10	\$5.92 per adult

The Self-Sufficiency Standard for Jeff Davis County, TX, 1996
Selected Family Types

Monthly Costs		Single Adult	Adult + Infant	Adult + preschool	Adult + Infant preschool	Adult + schoolage teenager	Adult + Infant preschool schoolage	2 Adults + Infant preschool
1.	Housing	\$304.00	\$367.00	\$367.00	\$367.00	\$367.00	\$492.00	\$367.00
2.	Child Care	\$0.00	\$233.20	\$293.92	\$527.12	\$219.34	\$746.46	\$527.12
3.	Food	\$153.48	\$225.28	\$233.09	\$303.24	\$400.26	\$407.90	\$434.90
4.	Transportation	\$105.71	\$109.60	\$109.60	\$109.60	\$109.60	\$109.60	\$212.06
5.	Medical Care	\$84.00	\$169.41	\$147.40	\$190.89	\$196.09	\$212.38	\$246.94
6.	Miscellaneous	\$64.72	\$110.45	\$115.10	\$149.79	\$129.23	\$196.83	\$178.80
7.	Taxes	\$107.84	\$132.74	\$148.29	\$207.56	\$134.02	\$366.31	\$274.20
8.	Earned Income Tax Credit (-)	\$0.00	(\$148.15)	(\$137.38)	(\$158.32)	(\$225.50)	\$0.00	(\$59.11)
9.	Child Care Tax Credit (-)	\$0.00	(\$36.90)	(\$47.00)	(\$74.05)	(\$26.20)	(\$80.00)	(\$88.00)
10.	MONTHLY SELF-SUFFICIENCY WAGE	\$819.74	\$1,162.63	\$1,230.02	\$1,622.82	\$1,303.84	\$2,451.48	\$2,093.91
11.	HOURLY SELF-SUFFICIENCY WAGE	\$4.66	\$6.61	\$6.99	\$9.22	\$7.41	\$13.93	\$5.95 per adult

The Self-Sufficiency Standard for Jim Hogg County, TX, 1996
Selected Family Types

Monthly Costs		Single Adult	Adult + Infant	Adult + preschool	Adult + Infant preschool	Adult + schoolage teenager	Adult + Infant preschool schoolage	2 Adults + Infant preschool
1.	Housing	\$304.00	\$367.00	\$367.00	\$367.00	\$367.00	\$492.00	\$367.00
2.	Child Care	\$0.00	\$245.52	\$438.24	\$683.76	\$225.06	\$908.82	\$683.76
3.	Food	\$153.48	\$225.28	\$233.09	\$303.24	\$400.26	\$407.90	\$434.90
4.	Transportation	\$105.71	\$109.60	\$109.60	\$109.60	\$109.60	\$109.60	\$212.06
5.	Medical Care	\$84.00	\$169.41	\$147.40	\$190.89	\$196.09	\$212.38	\$246.94
6.	Miscellaneous	\$64.72	\$111.68	\$129.53	\$165.45	\$129.80	\$213.07	\$194.47
7.	Taxes	\$107.84	\$136.86	\$206.27	\$271.04	\$136.07	\$419.92	\$345.57
8.	Earned Income Tax Credit (-)	\$0.00	(\$145.30)	(\$97.11)	(\$100.21)	(\$223.63)	\$0.00	\$0.00
9.	Child Care Tax Credit (-)	\$0.00	(\$39.57)	(\$52.00)	(\$92.00)	(\$27.53)	(\$80.00)	(\$80.00)
10.	MONTHLY SELF-SUFFICIENCY WAGE	\$819.74	\$1,180.48	\$1,482.02	\$1,898.77	\$1,312.72	\$2,683.69	\$2,404.70
11.	HOURLY SELF-SUFFICIENCY WAGE	\$4.66	\$6.71	\$8.42	\$10.79	\$7.46	\$15.25	\$6.83 per adult

The Self-Sufficiency Standard for Jim Wells County, TX, 1996
Selected Family Types

Monthly Costs		Single Adult	Adult + Infant	Adult + preschool	Adult + Infant preschool	Adult + schoolage teenager	Adult + Infant preschool schoolage	2 Adults + Infant preschool
1.	Housing	\$304.00	\$367.00	\$367.00	\$367.00	\$367.00	\$492.00	\$367.00
2.	Child Care	\$0.00	\$257.84	\$300.74	\$558.58	\$238.26	\$796.84	\$558.58
3.	Food	\$153.48	\$225.28	\$233.09	\$303.24	\$400.26	\$407.90	\$434.90
4.	Transportation	\$105.71	\$109.60	\$109.60	\$109.60	\$109.60	\$109.60	\$212.06
5.	Medical Care	\$84.00	\$169.41	\$147.40	\$190.89	\$196.09	\$212.38	\$246.94
6.	Miscellaneous	\$64.72	\$112.91	\$115.78	\$152.93	\$131.12	\$201.87	\$181.95
7.	Taxes	\$107.84	\$140.98	\$150.57	\$218.81	\$140.79	\$382.95	\$288.40
8.	Earned Income Tax Credit (-)	\$0.00	(\$142.45)	(\$135.80)	(\$148.04)	(\$219.32)	\$0.00	(\$46.09)
9.	Child Care Tax Credit (-)	\$0.00	(\$42.25)	(\$48.48)	(\$81.37)	(\$30.60)	(\$80.00)	(\$88.00)
10.	MONTHLY SELF-SUFFICIENCY WAGE	\$819.74	\$1,198.33	\$1,239.90	\$1,671.64	\$1,333.20	\$2,523.53	\$2,155.73
11.	HOURLY SELF-SUFFICIENCY WAGE	\$4.66	\$6.81	\$7.04	\$9.50	\$7.57	\$14.34	\$6.12 per adult

The Self-Sufficiency Standard for Jones County, TX, 1996
Selected Family Types

Monthly Costs		Single Adult	Adult + Infant	Adult + preschool	Adult + Infant preschool	Adult + schoolage teenager	Adult + Infant preschool schoolage	2 Adults + Infant preschool
1.	Housing	\$304.00	\$367.00	\$367.00	\$367.00	\$367.00	\$492.00	\$367.00
2.	Child Care	\$0.00	\$245.52	\$249.92	\$495.44	\$184.14	\$679.58	\$495.44
3.	Food	\$153.48	\$225.28	\$233.09	\$303.24	\$400.26	\$407.90	\$434.90
4.	Transportation	\$105.71	\$109.60	\$109.60	\$109.60	\$109.60	\$109.60	\$212.06
5.	Medical Care	\$84.00	\$169.41	\$147.40	\$190.89	\$196.09	\$212.38	\$246.94
6.	Miscellaneous	\$64.72	\$111.68	\$110.70	\$146.62	\$125.71	\$190.15	\$175.63
7.	Taxes	\$107.84	\$136.86	\$133.58	\$196.22	\$121.43	\$342.64	\$259.90
8.	Earned Income Tax Credit (-)	\$0.00	(\$145.30)	(\$147.57)	(\$168.68)	(\$237.00)	(\$5.43)	(\$72.22)
9.	Child Care Tax Credit (-)	\$0.00	(\$39.57)	(\$37.44)	(\$66.67)	(\$18.01)	(\$80.00)	(\$88.00)
10.	MONTHLY SELF-SUFFICIENCY WAGE	\$819.74	\$1,180.48	\$1,166.28	\$1,573.66	\$1,249.22	\$2,348.81	\$2,031.65
11.	HOURLY SELF-SUFFICIENCY WAGE	\$4.66	\$6.71	\$6.63	\$8.94	\$7.10	\$13.35	\$5.77 per adult

The Self-Sufficiency Standard for Karnes County, TX, 1996

Selected Family Types

Monthly Costs		Single Adult	Adult + Infant	Adult + preschool	Adult + Infant preschool	Adult + schoolage teenager	Adult + Infant preschool schoolage	2 Adults + Infant preschool
1.	Housing	\$304.00	\$367.00	\$367.00	\$367.00	\$367.00	\$492.00	\$367.00
2.	Child Care	\$0.00	\$300.74	\$322.96	\$623.70	\$167.20	\$790.90	\$623.70
3.	Food	\$153.48	\$225.28	\$233.09	\$303.24	\$400.26	\$407.90	\$434.90
4.	Transportation	\$105.71	\$109.60	\$109.60	\$109.60	\$109.60	\$109.60	\$212.06
5.	Medical Care	\$84.00	\$169.41	\$147.40	\$190.89	\$196.09	\$212.38	\$246.94
6.	Miscellaneous	\$64.72	\$117.20	\$118.00	\$159.44	\$124.02	\$201.28	\$188.46
7.	Taxes	\$107.84	\$155.32	\$158.00	\$242.32	\$115.37	\$380.99	\$319.40
8.	Earned Income Tax Credit (-)	\$0.00	(\$132.52)	(\$130.66)	(\$126.56)	(\$242.54)	\$0.00	(\$17.64)
9.	Child Care Tax Credit (-)	\$0.00	(\$51.57)	(\$53.31)	(\$96.00)	(\$14.06)	(\$80.00)	(\$84.00)
10.	MONTHLY SELF-SUFFICIENCY WAGE	\$819.74	\$1,260.47	\$1,272.08	\$1,773.63	\$1,222.93	\$2,515.04	\$2,290.82
11.	HOURLY SELF-SUFFICIENCY WAGE	\$4.66	\$7.16	\$7.23	\$10.08	\$6.95	\$14.29	\$6.51 per adult

The Self-Sufficiency Standard for Kendall County, TX, 1996

Selected Family Types

Monthly Costs		Single Adult	Adult + Infant	Adult + preschool	Adult + Infant preschool	Adult + schoolage teenager	Adult + Infant preschool schoolage	2 Adults + Infant preschool
1.	Housing	\$385.00	\$432.00	\$432.00	\$432.00	\$432.00	\$601.00	\$432.00
2.	Child Care	\$0.00	\$300.74	\$322.96	\$623.70	\$167.20	\$790.90	\$623.70
3.	Food	\$153.48	\$225.28	\$233.09	\$303.24	\$400.26	\$407.90	\$434.90
4.	Transportation	\$105.71	\$109.60	\$109.60	\$109.60	\$109.60	\$109.60	\$212.06
5.	Medical Care	\$84.00	\$169.41	\$147.40	\$190.89	\$196.09	\$212.38	\$246.94
6.	Miscellaneous	\$72.82	\$123.70	\$124.50	\$165.94	\$130.52	\$212.18	\$194.96
7.	Taxes	\$134.59	\$182.11	\$185.43	\$273.27	\$138.62	\$416.98	\$347.20
8.	Earned Income Tax Credit (-)	\$0.00	(\$113.91)	(\$111.60)	(\$98.16)	(\$221.30)	\$0.00	\$0.00
9.	Child Care Tax Credit (-)	\$0.00	(\$52.00)	(\$52.00)	(\$92.00)	(\$29.19)	(\$80.00)	(\$80.00)
10.	MONTHLY SELF-SUFFICIENCY WAGE	\$935.59	\$1,376.94	\$1,391.39	\$1,908.48	\$1,323.80	\$2,670.93	\$2,411.76
11.	HOURLY SELF-SUFFICIENCY WAGE	\$5.32	\$7.82	\$7.91	\$10.84	\$7.52	\$15.18	\$6.85 per adult

The Self-Sufficiency Standard for Kenedy County, TX, 1996

Selected Family Types

Monthly Costs		Single Adult	Adult + Infant	Adult + preschool	Adult + Infant preschool	Adult + schoolage teenager	Adult + Infant preschool schoolage	2 Adults + Infant preschool
1.	Housing	\$304.00	\$367.00	\$367.00	\$367.00	\$367.00	\$492.00	\$367.00
2.	Child Care	\$0.00	\$257.84	\$300.74	\$558.58	\$238.26	\$796.84	\$558.58
3.	Food	\$153.48	\$225.28	\$233.09	\$303.24	\$400.26	\$407.90	\$434.90
4.	Transportation	\$105.71	\$109.60	\$109.60	\$109.60	\$109.60	\$109.60	\$212.06
5.	Medical Care	\$84.00	\$169.41	\$147.40	\$190.89	\$196.09	\$212.38	\$246.94
6.	Miscellaneous	\$64.72	\$112.91	\$115.78	\$152.93	\$131.12	\$201.87	\$181.95
7.	Taxes	\$107.84	\$140.98	\$150.57	\$218.81	\$140.79	\$382.95	\$288.40
8.	Earned Income Tax Credit (-)	\$0.00	(\$142.45)	(\$135.80)	(\$148.04)	(\$219.32)	\$0.00	(\$46.09)
9.	Child Care Tax Credit (-)	\$0.00	(\$42.25)	(\$48.48)	(\$81.37)	(\$30.60)	(\$80.00)	(\$88.00)
10.	MONTHLY SELF-SUFFICIENCY WAGE	\$819.74	\$1,198.33	\$1,239.90	\$1,671.64	\$1,333.20	\$2,523.53	\$2,155.73
11.	HOURLY SELF-SUFFICIENCY WAGE	\$4.66	\$6.81	\$7.04	\$9.50	\$7.57	\$14.34	\$6.12 per adult

The Self-Sufficiency Standard for Kent County, TX, 1996

Selected Family Types

Monthly Costs		Single Adult	Adult + Infant	Adult + preschool	Adult + Infant preschool	Adult + schoolage teenager	Adult + Infant preschool schoolage	2 Adults + Infant preschool
1.	Housing	\$304.00	\$367.00	\$367.00	\$367.00	\$367.00	\$492.00	\$367.00
2.	Child Care	\$0.00	\$245.52	\$249.92	\$495.44	\$184.14	\$679.58	\$495.44
3.	Food	\$153.48	\$225.28	\$233.09	\$303.24	\$400.26	\$407.90	\$434.90
4.	Transportation	\$105.71	\$109.60	\$109.60	\$109.60	\$109.60	\$109.60	\$212.06
5.	Medical Care	\$84.00	\$169.41	\$147.40	\$190.89	\$196.09	\$212.38	\$246.94
6.	Miscellaneous	\$64.72	\$111.68	\$110.70	\$146.62	\$125.71	\$190.15	\$175.63
7.	Taxes	\$107.84	\$136.86	\$133.58	\$196.22	\$121.43	\$342.64	\$259.90
8.	Earned Income Tax Credit (-)	\$0.00	(\$145.30)	(\$147.57)	(\$168.68)	(\$237.00)	(\$5.43)	(\$72.22)
9.	Child Care Tax Credit (-)	\$0.00	(\$39.57)	(\$37.44)	(\$66.67)	(\$18.01)	(\$80.00)	(\$88.00)
10.	MONTHLY SELF-SUFFICIENCY WAGE	\$819.74	\$1,180.48	\$1,166.28	\$1,573.66	\$1,249.22	\$2,348.81	\$2,031.65
11.	HOURLY SELF-SUFFICIENCY WAGE	\$4.66	\$6.71	\$6.63	\$8.94	\$7.10	\$13.35	\$5.77 per adult

The Self-Sufficiency Standard for Kerr County, TX, 1996
Selected Family Types

Monthly Costs		Single Adult	Adult + Infant	Adult + preschool	Adult + Infant preschool	Adult + schoolage teenager	Adult + Infant preschool schoolage	2 Adults + Infant preschool
1.	Housing	\$341.00	\$426.00	\$426.00	\$426.00	\$426.00	\$593.00	\$426.00
2.	Child Care	\$0.00	\$300.74	\$322.96	\$623.70	\$167.20	\$790.90	\$623.70
3.	Food	\$153.48	\$225.28	\$233.09	\$303.24	\$400.26	\$407.90	\$434.90
4.	Transportation	\$105.71	\$109.60	\$109.60	\$109.60	\$109.60	\$109.60	\$212.06
5.	Medical Care	\$84.00	\$169.41	\$147.40	\$190.89	\$196.09	\$212.38	\$246.94
6.	Miscellaneous	\$68.42	\$123.10	\$123.90	\$165.34	\$129.92	\$211.38	\$194.36
7.	Taxes	\$120.06	\$179.62	\$182.94	\$270.56	\$136.48	\$414.34	\$345.22
8.	Earned Income Tax Credit (-)	\$0.00	(\$115.63)	(\$113.32)	(\$100.65)	(\$223.26)	\$0.00	\$0.00
9.	Child Care Tax Credit (-)	\$0.00	(\$52.00)	(\$52.00)	(\$92.00)	(\$27.80)	(\$80.00)	(\$80.00)
10.	MONTHLY SELF-SUFFICIENCY WAGE	\$872.66	\$1,366.12	\$1,380.57	\$1,896.69	\$1,314.48	\$2,659.49	\$2,403.18
11.	HOURLY SELF-SUFFICIENCY WAGE	\$4.96	\$7.76	\$7.84	\$10.78	\$7.47	\$15.11	\$6.83 per adult

The Self-Sufficiency Standard for Kimble County, TX, 1996
Selected Family Types

Monthly Costs		Single Adult	Adult + Infant	Adult + preschool	Adult + Infant preschool	Adult + schoolage teenager	Adult + Infant preschool schoolage	2 Adults + Infant preschool
1.	Housing	\$304.00	\$400.00	\$400.00	\$400.00	\$400.00	\$501.00	\$400.00
2.	Child Care	\$0.00	\$251.68	\$254.54	\$506.22	\$148.72	\$654.94	\$506.22
3.	Food	\$153.48	\$225.28	\$233.09	\$303.24	\$400.26	\$407.90	\$434.90
4.	Transportation	\$105.71	\$109.60	\$109.60	\$109.60	\$109.60	\$109.60	\$212.06
5.	Medical Care	\$84.00	\$169.41	\$147.40	\$190.89	\$196.09	\$212.38	\$246.94
6.	Miscellaneous	\$64.72	\$115.60	\$114.46	\$151.00	\$125.47	\$188.58	\$180.01
7.	Taxes	\$107.84	\$149.95	\$146.16	\$211.88	\$120.56	\$333.97	\$279.66
8.	Earned Income Tax Credit (-)	\$0.00	(\$136.23)	(\$138.86)	(\$154.37)	(\$237.79)	(\$13.40)	(\$54.10)
9.	Child Care Tax Credit (-)	\$0.00	(\$48.08)	(\$45.62)	(\$76.87)	(\$17.44)	(\$84.00)	(\$88.00)
10.	MONTHLY SELF-SUFFICIENCY WAGE	\$819.74	\$1,237.20	\$1,220.78	\$1,641.60	\$1,245.46	\$2,310.97	\$2,117.69
11.	HOURLY SELF-SUFFICIENCY WAGE	\$4.66	\$7.03	\$6.94	\$9.33	\$7.08	\$13.13	\$6.02 per adult

The Self-Sufficiency Standard for King County, TX, 1996
Selected Family Types

Monthly Costs		Single Adult	Adult + Infant	Adult + preschool	Adult + Infant preschool	Adult + schoolage teenager	Adult + Infant preschool schoolage	2 Adults + Infant preschool
1.	Housing	\$304.00	\$367.00	\$367.00	\$367.00	\$367.00	\$492.00	\$367.00
2.	Child Care	\$0.00	\$251.68	\$331.76	\$583.44	\$151.58	\$735.02	\$583.44
3.	Food	\$153.48	\$225.28	\$233.09	\$303.24	\$400.26	\$407.90	\$434.90
4.	Transportation	\$105.71	\$109.60	\$109.60	\$109.60	\$109.60	\$109.60	\$212.06
5.	Medical Care	\$84.00	\$169.41	\$147.40	\$190.89	\$196.09	\$212.38	\$246.94
6.	Miscellaneous	\$64.72	\$112.30	\$118.88	\$155.42	\$122.45	\$195.69	\$184.43
7.	Taxes	\$107.84	\$138.92	\$161.40	\$227.70	\$109.78	\$362.54	\$301.23
8.	Earned Income Tax Credit (-)	\$0.00	(\$143.87)	(\$128.31)	(\$139.92)	(\$247.64)	\$0.00	(\$34.31)
9.	Child Care Tax Credit (-)	\$0.00	(\$40.91)	(\$54.00)	(\$87.16)	(\$10.43)	(\$80.00)	(\$84.00)
10.	MONTHLY SELF-SUFFICIENCY WAGE	\$819.74	\$1,189.40	\$1,286.82	\$1,710.22	\$1,198.69	\$2,435.12	\$2,211.70
11.	HOURLY SELF-SUFFICIENCY WAGE	\$4.66	\$6.76	\$7.31	\$9.72	\$6.81	\$13.84	\$6.28 per adult

The Self-Sufficiency Standard for Kinney County, TX, 1996
Selected Family Types

Monthly Costs		Single Adult	Adult + Infant	Adult + preschool	Adult + Infant preschool	Adult + schoolage teenager	Adult + Infant preschool schoolage	2 Adults + Infant preschool
1.	Housing	\$304.00	\$367.00	\$367.00	\$367.00	\$367.00	\$492.00	\$367.00
2.	Child Care	\$0.00	\$248.60	\$342.54	\$591.14	\$242.00	\$833.14	\$591.14
3.	Food	\$153.48	\$225.28	\$233.09	\$303.24	\$400.26	\$407.90	\$434.90
4.	Transportation	\$105.71	\$109.60	\$109.60	\$109.60	\$109.60	\$109.60	\$212.06
5.	Medical Care	\$84.00	\$169.41	\$147.40	\$190.89	\$196.09	\$212.38	\$246.94
6.	Miscellaneous	\$64.72	\$111.99	\$119.96	\$156.19	\$131.50	\$205.50	\$185.20
7.	Taxes	\$107.84	\$137.89	\$165.86	\$230.46	\$142.13	\$394.93	\$304.70
8.	Earned Income Tax Credit (-)	\$0.00	(\$144.59)	(\$125.20)	(\$137.40)	(\$218.09)	\$0.00	(\$31.12)
9.	Child Care Tax Credit (-)	\$0.00	(\$40.24)	(\$54.00)	(\$88.95)	(\$31.48)	(\$80.00)	(\$84.00)
10.	MONTHLY SELF-SUFFICIENCY WAGE	\$819.74	\$1,184.94	\$1,306.26	\$1,722.17	\$1,339.00	\$2,575.45	\$2,226.83
11.	HOURLY SELF-SUFFICIENCY WAGE	\$4.66	\$6.73	\$7.42	\$9.79	\$7.61	\$14.63	\$6.33 per adult

The Self-Sufficiency Standard for Kleberg County, TX, 1996
Selected Family Types

Monthly Costs		Single Adult	Adult + Infant	Adult + preschool	Adult + Infant preschool	Adult + schoolage teenager	Adult + Infant preschool schoolage	2 Adults + Infant preschool
1.	Housing	\$331.00	\$404.00	\$404.00	\$404.00	\$404.00	\$565.00	\$404.00
2.	Child Care	\$0.00	\$257.84	\$300.74	\$558.58	\$238.26	\$796.84	\$558.58
3.	Food	\$153.48	\$225.28	\$233.09	\$303.24	\$400.26	\$407.90	\$434.90
4.	Transportation	\$105.71	\$109.60	\$109.60	\$109.60	\$109.60	\$109.60	\$212.06
5.	Medical Care	\$84.00	\$169.41	\$147.40	\$190.89	\$196.09	\$212.38	\$246.94
6.	Miscellaneous	\$67.42	\$116.61	\$119.48	\$156.63	\$134.82	\$209.17	\$185.65
7.	Taxes	\$116.76	\$153.35	\$163.88	\$232.05	\$154.03	\$407.05	\$306.71
8.	Earned Income Tax Credit (-)	\$0.00	(\$133.88)	(\$126.58)	(\$135.95)	(\$207.23)	\$0.00	(\$29.28)
9.	Child Care Tax Credit (-)	\$0.00	(\$50.29)	(\$54.00)	(\$89.98)	(\$39.22)	(\$80.00)	(\$84.00)
10.	MONTHLY SELF-SUFFICIENCY WAGE	\$858.36	\$1,251.92	\$1,297.60	\$1,729.06	\$1,390.61	\$2,627.94	\$2,235.56
11.	HOURLY SELF-SUFFICIENCY WAGE	\$4.88	\$7.11	\$7.37	\$9.82	\$7.90	\$14.93	\$6.35 per adult

The Self-Sufficiency Standard for Knox County, TX, 1996
Selected Family Types

Monthly Costs		Single Adult	Adult + Infant	Adult + preschool	Adult + Infant preschool	Adult + schoolage teenager	Adult + Infant preschool schoolage	2 Adults + Infant preschool
1.	Housing	\$304.00	\$367.00	\$367.00	\$367.00	\$367.00	\$492.00	\$367.00
2.	Child Care	\$0.00	\$245.52	\$249.92	\$495.44	\$184.14	\$679.58	\$495.44
3.	Food	\$153.48	\$225.28	\$233.09	\$303.24	\$400.26	\$407.90	\$434.90
4.	Transportation	\$105.71	\$109.60	\$109.60	\$109.60	\$109.60	\$109.60	\$212.06
5.	Medical Care	\$84.00	\$169.41	\$147.40	\$190.89	\$196.09	\$212.38	\$246.94
6.	Miscellaneous	\$64.72	\$111.68	\$110.70	\$146.62	\$125.71	\$190.15	\$175.63
7.	Taxes	\$107.84	\$136.86	\$133.58	\$196.22	\$121.43	\$342.64	\$259.90
8.	Earned Income Tax Credit (-)	\$0.00	(\$145.30)	(\$147.57)	(\$168.68)	(\$237.00)	(\$5.43)	(\$72.22)
9.	Child Care Tax Credit (-)	\$0.00	(\$39.57)	(\$37.44)	(\$66.67)	(\$18.01)	(\$80.00)	(\$88.00)
10.	MONTHLY SELF-SUFFICIENCY WAGE	\$819.74	\$1,180.48	\$1,166.28	\$1,573.66	\$1,249.22	\$2,348.81	\$2,031.65
11.	HOURLY SELF-SUFFICIENCY WAGE	\$4.66	\$6.71	\$6.63	\$8.94	\$7.10	\$13.35	\$5.77 per adult

The Self-Sufficiency Standard for Lamar County, TX, 1996
Selected Family Types

Monthly Costs		Single Adult	Adult + Infant	Adult + preschool	Adult + Infant preschool	Adult + schoolage teenager	Adult + Infant preschool schoolage	2 Adults + Infant preschool
1.	Housing	\$327.00	\$385.00	\$385.00	\$385.00	\$385.00	\$537.00	\$385.00
2.	Child Care	\$0.00	\$245.52	\$259.60	\$505.12	\$257.84	\$762.96	\$505.12
3.	Food	\$153.48	\$225.28	\$233.09	\$303.24	\$400.26	\$407.90	\$434.90
4.	Transportation	\$105.71	\$109.60	\$109.60	\$109.60	\$109.60	\$109.60	\$212.06
5.	Medical Care	\$84.00	\$169.41	\$147.40	\$190.89	\$196.09	\$212.38	\$246.94
6.	Miscellaneous	\$67.02	\$113.48	\$113.47	\$149.39	\$134.88	\$202.98	\$178.40
7.	Taxes	\$115.44	\$142.88	\$142.84	\$206.13	\$154.23	\$386.62	\$272.39
8.	Earned Income Tax Credit (-)	\$0.00	(\$141.13)	(\$141.16)	(\$159.63)	(\$207.04)	\$0.00	(\$60.77)
9.	Child Care Tax Credit (-)	\$0.00	(\$43.48)	(\$43.46)	(\$73.12)	(\$39.35)	(\$80.00)	(\$88.00)
10.	MONTHLY SELF-SUFFICIENCY WAGE	\$852.64	\$1,206.55	\$1,206.38	\$1,616.62	\$1,391.51	\$2,539.44	\$2,086.05
11.	HOURLY SELF-SUFFICIENCY WAGE	\$4.84	\$6.86	\$6.85	\$9.19	\$7.91	\$14.43	\$5.93 per adult

The Self-Sufficiency Standard for Lamb County, TX, 1996
Selected Family Types

Monthly Costs		Single Adult	Adult + Infant	Adult + preschool	Adult + Infant preschool	Adult + schoolage teenager	Adult + Infant preschool schoolage	2 Adults + Infant preschool
1.	Housing	\$304.00	\$367.00	\$367.00	\$367.00	\$367.00	\$492.00	\$367.00
2.	Child Care	\$0.00	\$251.68	\$331.76	\$583.44	\$151.58	\$735.02	\$583.44
3.	Food	\$153.48	\$225.28	\$233.09	\$303.24	\$400.26	\$407.90	\$434.90
4.	Transportation	\$105.71	\$109.60	\$109.60	\$109.60	\$109.60	\$109.60	\$212.06
5.	Medical Care	\$84.00	\$169.41	\$147.40	\$190.89	\$196.09	\$212.38	\$246.94
6.	Miscellaneous	\$64.72	\$112.30	\$118.88	\$155.42	\$122.45	\$195.69	\$184.43
7.	Taxes	\$107.84	\$138.92	\$161.40	\$227.70	\$109.78	\$362.54	\$301.23
8.	Earned Income Tax Credit (-)	\$0.00	(\$143.87)	(\$128.31)	(\$139.92)	(\$247.64)	\$0.00	(\$34.31)
9.	Child Care Tax Credit (-)	\$0.00	(\$40.91)	(\$54.00)	(\$87.16)	(\$10.43)	(\$80.00)	(\$84.00)
10.	MONTHLY SELF-SUFFICIENCY WAGE	\$819.74	\$1,189.40	\$1,286.82	\$1,710.22	\$1,198.69	\$2,435.12	\$2,211.70
11.	HOURLY SELF-SUFFICIENCY WAGE	\$4.66	\$6.76	\$7.31	\$9.72	\$6.81	\$13.84	\$6.28 per adult

The Self-Sufficiency Standard for Lampasas County, TX, 1996

Selected Family Types

Monthly Costs		Single Adult	Adult + Infant	Adult + preschool	Adult + Infant preschool	Adult + schoolage teenager	Adult + Infant preschool schoolage	2 Adults + Infant preschool
1.	Housing	\$304.00	\$367.00	\$367.00	\$367.00	\$367.00	\$499.00	\$367.00
2.	Child Care	\$0.00	\$245.52	\$270.38	\$515.90	\$211.20	\$727.10	\$515.90
3.	Food	\$153.48	\$225.28	\$233.09	\$303.24	\$400.26	\$407.90	\$434.90
4.	Transportation	\$105.71	\$109.60	\$109.60	\$109.60	\$109.60	\$109.60	\$212.06
5.	Medical Care	\$84.00	\$169.41	\$147.40	\$190.89	\$196.09	\$212.38	\$246.94
6.	Miscellaneous	\$64.72	\$111.68	\$112.75	\$148.66	\$128.42	\$195.60	\$177.68
7.	Taxes	\$107.84	\$136.86	\$140.42	\$203.54	\$131.11	\$362.23	\$269.13
8.	Earned Income Tax Credit (-)	\$0.00	(\$145.30)	(\$142.83)	(\$161.99)	(\$228.16)	\$0.00	(\$63.76)
9.	Child Care Tax Credit (-)	\$0.00	(\$39.57)	(\$41.89)	(\$71.44)	(\$24.31)	(\$80.00)	(\$88.00)
10.	MONTHLY SELF-SUFFICIENCY WAGE	\$819.74	\$1,180.48	\$1,195.92	\$1,605.41	\$1,291.21	\$2,433.80	\$2,071.86
11.	HOURLY SELF-SUFFICIENCY WAGE	\$4.66	\$6.71	\$6.79	\$9.12	\$7.34	\$13.83	\$5.89 per adult

The Self-Sufficiency Standard for La Salle County, TX, 1996

Selected Family Types

Monthly Costs		Single Adult	Adult + Infant	Adult + preschool	Adult + Infant preschool	Adult + schoolage teenager	Adult + Infant preschool schoolage	2 Adults + Infant preschool
1.	Housing	\$304.00	\$367.00	\$367.00	\$367.00	\$367.00	\$492.00	\$367.00
2.	Child Care	\$0.00	\$248.60	\$342.54	\$591.14	\$242.00	\$833.14	\$591.14
3.	Food	\$153.48	\$225.28	\$233.09	\$303.24	\$400.26	\$407.90	\$434.90
4.	Transportation	\$105.71	\$109.60	\$109.60	\$109.60	\$109.60	\$109.60	\$212.06
5.	Medical Care	\$84.00	\$169.41	\$147.40	\$190.89	\$196.09	\$212.38	\$246.94
6.	Miscellaneous	\$64.72	\$111.99	\$119.96	\$156.19	\$131.50	\$205.50	\$185.20
7.	Taxes	\$107.84	\$137.89	\$165.86	\$230.46	\$142.13	\$394.93	\$304.70
8.	Earned Income Tax Credit (-)	\$0.00	(\$144.59)	(\$125.20)	(\$137.40)	(\$218.09)	\$0.00	(\$31.12)
9.	Child Care Tax Credit (-)	\$0.00	(\$40.24)	(\$54.00)	(\$88.95)	(\$31.48)	(\$80.00)	(\$84.00)
10.	MONTHLY SELF-SUFFICIENCY WAGE	\$819.74	\$1,184.94	\$1,306.26	\$1,722.17	\$1,339.00	\$2,575.45	\$2,226.83
11.	HOURLY SELF-SUFFICIENCY WAGE	\$4.66	\$6.73	\$7.42	\$9.79	\$7.61	\$14.63	\$6.33 per adult

The Self-Sufficiency Standard for Lavaca County, TX, 1996
Selected Family Types

Monthly Costs		Single Adult	Adult + Infant	Adult + preschool	Adult + Infant preschool	Adult + schoolage teenager	Adult + Infant preschool schoolage	2 Adults + Infant preschool
1.	Housing	\$304.00	\$367.00	\$367.00	\$367.00	\$367.00	\$492.00	\$367.00
2.	Child Care	\$0.00	\$245.52	\$306.90	\$552.42	\$158.62	\$711.04	\$552.42
3.	Food	\$153.48	\$225.28	\$233.09	\$303.24	\$400.26	\$407.90	\$434.90
4.	Transportation	\$105.71	\$109.60	\$109.60	\$109.60	\$109.60	\$109.60	\$212.06
5.	Medical Care	\$84.00	\$169.41	\$147.40	\$190.89	\$196.09	\$212.38	\$246.94
6.	Miscellaneous	\$64.72	\$111.68	\$116.40	\$152.32	\$123.16	\$193.29	\$181.33
7.	Taxes	\$107.84	\$136.86	\$152.63	\$216.61	\$112.30	\$354.62	\$285.62
8.	Earned Income Tax Credit (-)	\$0.00	(\$145.30)	(\$134.38)	(\$150.05)	(\$245.34)	\$0.00	(\$48.64)
9.	Child Care Tax Credit (-)	\$0.00	(\$39.57)	(\$49.82)	(\$79.94)	(\$12.07)	(\$80.00)	(\$88.00)
10.	MONTHLY SELF-SUFFICIENCY WAGE	\$819.74	\$1,180.48	\$1,248.82	\$1,662.08	\$1,209.62	\$2,400.82	\$2,143.63
11.	HOURLY SELF-SUFFICIENCY WAGE	\$4.66	\$6.71	\$7.10	\$9.44	\$6.87	\$13.64	\$6.09 per adult

The Self-Sufficiency Standard for Lee County, TX, 1996
Selected Family Types

Monthly Costs		Single Adult	Adult + Infant	Adult + preschool	Adult + Infant preschool	Adult + schoolage teenager	Adult + Infant preschool schoolage	2 Adults + Infant preschool
1.	Housing	\$335.00	\$377.00	\$377.00	\$377.00	\$377.00	\$526.00	\$377.00
2.	Child Care	\$0.00	\$303.16	\$334.84	\$638.00	\$240.90	\$878.90	\$638.00
3.	Food	\$153.48	\$225.28	\$233.09	\$303.24	\$400.26	\$407.90	\$434.90
4.	Transportation	\$105.71	\$109.60	\$109.60	\$109.60	\$109.60	\$109.60	\$212.06
5.	Medical Care	\$84.00	\$169.41	\$147.40	\$190.89	\$196.09	\$212.38	\$246.94
6.	Miscellaneous	\$67.82	\$118.45	\$120.19	\$161.87	\$132.39	\$213.48	\$190.89
7.	Taxes	\$118.08	\$159.57	\$166.82	\$253.29	\$145.31	\$421.27	\$331.98
8.	Earned Income Tax Credit (-)	\$0.00	(\$129.57)	(\$124.54)	(\$116.50)	(\$215.19)	\$0.00	(\$6.09)
9.	Child Care Tax Credit (-)	\$0.00	(\$54.00)	(\$54.00)	(\$96.00)	(\$33.55)	(\$80.00)	(\$80.00)
10.	MONTHLY SELF-SUFFICIENCY WAGE	\$864.08	\$1,278.90	\$1,310.40	\$1,821.39	\$1,352.81	\$2,689.52	\$2,345.68
11.	HOURLY SELF-SUFFICIENCY WAGE	\$4.91	\$7.27	\$7.45	\$10.35	\$7.69	\$15.28	\$6.66 per adult

The Self-Sufficiency Standard for Leon County, TX, 1996

Selected Family Types

Monthly Costs		Single Adult	Adult + Infant	Adult + preschool	Adult + Infant preschool	Adult + schoolage teenager	Adult + Infant preschool schoolage	2 Adults + Infant preschool
1.	Housing	\$338.00	\$379.00	\$379.00	\$379.00	\$379.00	\$492.00	\$379.00
2.	Child Care	\$0.00	\$297.00	\$289.52	\$586.52	\$289.52	\$876.04	\$586.52
3.	Food	\$153.48	\$225.28	\$233.09	\$303.24	\$400.26	\$407.90	\$434.90
4.	Transportation	\$105.71	\$109.60	\$109.60	\$109.60	\$109.60	\$109.60	\$212.06
5.	Medical Care	\$84.00	\$169.41	\$147.40	\$190.89	\$196.09	\$212.38	\$246.94
6.	Miscellaneous	\$68.12	\$118.03	\$115.86	\$156.93	\$137.45	\$209.79	\$185.94
7.	Taxes	\$119.07	\$158.08	\$150.83	\$233.10	\$163.42	\$409.10	\$308.03
8.	Earned Income Tax Credit (-)	\$0.00	(\$130.61)	(\$135.62)	(\$134.99)	(\$198.64)	\$0.00	(\$28.06)
9.	Child Care Tax Credit (-)	\$0.00	(\$53.36)	(\$48.65)	(\$90.67)	(\$45.33)	(\$80.00)	(\$84.00)
10.	MONTHLY SELF-SUFFICIENCY WAGE	\$868.37	\$1,272.43	\$1,241.03	\$1,733.62	\$1,431.36	\$2,636.80	\$2,241.33
11.	HOURLY SELF-SUFFICIENCY WAGE	\$4.93	\$7.23	\$7.05	\$9.85	\$8.13	\$14.98	\$6.37 per adult

The Self-Sufficiency Standard for Limestone County, TX, 1996

Selected Family Types

Monthly Costs		Single Adult	Adult + Infant	Adult + preschool	Adult + Infant preschool	Adult + schoolage teenager	Adult + Infant preschool schoolage	2 Adults + Infant preschool
1.	Housing	\$304.00	\$367.00	\$367.00	\$367.00	\$367.00	\$492.00	\$367.00
2.	Child Care	\$0.00	\$245.52	\$272.58	\$518.10	\$258.72	\$776.82	\$518.10
3.	Food	\$153.48	\$225.28	\$233.09	\$303.24	\$400.26	\$407.90	\$434.90
4.	Transportation	\$105.71	\$109.60	\$109.60	\$109.60	\$109.60	\$109.60	\$212.06
5.	Medical Care	\$84.00	\$169.41	\$147.40	\$190.89	\$196.09	\$212.38	\$246.94
6.	Miscellaneous	\$64.72	\$111.68	\$112.97	\$148.88	\$133.17	\$199.87	\$177.90
7.	Taxes	\$107.84	\$136.86	\$141.16	\$204.33	\$148.11	\$376.34	\$270.12
8.	Earned Income Tax Credit (-)	\$0.00	(\$145.30)	(\$142.32)	(\$161.27)	(\$212.63)	\$0.00	(\$62.85)
9.	Child Care Tax Credit (-)	\$0.00	(\$39.57)	(\$42.37)	(\$71.95)	(\$35.37)	(\$80.00)	(\$88.00)
10.	MONTHLY SELF-SUFFICIENCY WAGE	\$819.74	\$1,180.48	\$1,199.10	\$1,608.83	\$1,364.95	\$2,494.90	\$2,076.18
11.	HOURLY SELF-SUFFICIENCY WAGE	\$4.66	\$6.71	\$6.81	\$9.14	\$7.76	\$14.18	\$5.90 per adult

The Self-Sufficiency Standard for Lipscomb County, TX, 1996
Selected Family Types

Monthly Costs		Single Adult	Adult + Infant	Adult + preschool	Adult + Infant preschool	Adult + schoolage teenager	Adult + Infant preschool schoolage	2 Adults + Infant preschool
1.	Housing	\$304.00	\$367.00	\$367.00	\$367.00	\$367.00	\$492.00	\$367.00
2.	Child Care	\$0.00	\$245.52	\$281.38	\$526.90	\$141.24	\$668.14	\$526.90
3.	Food	\$153.48	\$225.28	\$233.09	\$303.24	\$400.26	\$407.90	\$434.90
4.	Transportation	\$105.71	\$109.60	\$109.60	\$109.60	\$109.60	\$109.60	\$212.06
5.	Medical Care	\$84.00	\$169.41	\$147.40	\$190.89	\$196.09	\$212.38	\$246.94
6.	Miscellaneous	\$64.72	\$111.68	\$113.85	\$149.76	\$121.42	\$189.00	\$178.78
7.	Taxes	\$107.84	\$136.86	\$144.10	\$207.48	\$106.08	\$335.87	\$274.10
8.	Earned Income Tax Credit (-)	\$0.00	(\$145.30)	(\$140.29)	(\$158.39)	(\$251.02)	(\$11.66)	(\$59.20)
9.	Child Care Tax Credit (-)	\$0.00	(\$39.57)	(\$44.28)	(\$74.00)	(\$8.02)	(\$84.00)	(\$88.00)
10.	MONTHLY SELF-SUFFICIENCY WAGE	\$819.74	\$1,180.48	\$1,211.85	\$1,622.48	\$1,182.65	\$2,319.22	\$2,093.47
11.	HOURLY SELF-SUFFICIENCY WAGE	\$4.66	\$6.71	\$6.89	\$9.22	\$6.72	\$13.18	\$5.95 per adult

The Self-Sufficiency Standard for Live Oak County, TX, 1996
Selected Family Types

Monthly Costs		Single Adult	Adult + Infant	Adult + preschool	Adult + Infant preschool	Adult + schoolage teenager	Adult + Infant preschool schoolage	2 Adults + Infant preschool
1.	Housing	\$304.00	\$367.00	\$367.00	\$367.00	\$367.00	\$492.00	\$367.00
2.	Child Care	\$0.00	\$257.84	\$300.74	\$558.58	\$238.26	\$796.84	\$558.58
3.	Food	\$153.48	\$225.28	\$233.09	\$303.24	\$400.26	\$407.90	\$434.90
4.	Transportation	\$105.71	\$109.60	\$109.60	\$109.60	\$109.60	\$109.60	\$212.06
5.	Medical Care	\$84.00	\$169.41	\$147.40	\$190.89	\$196.09	\$212.38	\$246.94
6.	Miscellaneous	\$64.72	\$112.91	\$115.78	\$152.93	\$131.12	\$201.87	\$181.95
7.	Taxes	\$107.84	\$140.98	\$150.57	\$218.81	\$140.79	\$382.95	\$288.40
8.	Earned Income Tax Credit (-)	\$0.00	(\$142.45)	(\$135.80)	(\$148.04)	(\$219.32)	\$0.00	(\$46.09)
9.	Child Care Tax Credit (-)	\$0.00	(\$42.25)	(\$48.48)	(\$81.37)	(\$30.60)	(\$80.00)	(\$88.00)
10.	MONTHLY SELF-SUFFICIENCY WAGE	\$819.74	\$1,198.33	\$1,239.90	\$1,671.64	\$1,333.20	\$2,523.53	\$2,155.73
11.	HOURLY SELF-SUFFICIENCY WAGE	\$4.66	\$6.81	\$7.04	\$9.50	\$7.57	\$14.34	\$6.12 per adult

The Self-Sufficiency Standard for Llano County, TX, 1996
Selected Family Types

Monthly Costs		Single Adult	Adult + Infant	Adult + preschool	Adult + Infant preschool	Adult + schoolage teenager	Adult + Infant preschool schoolage	2 Adults + Infant preschool
1.	Housing	\$339.00	\$451.00	\$451.00	\$451.00	\$451.00	\$566.00	\$451.00
2.	Child Care	\$0.00	\$303.16	\$334.84	\$638.00	\$240.90	\$878.90	\$638.00
3.	Food	\$153.48	\$225.28	\$233.09	\$303.24	\$400.26	\$407.90	\$434.90
4.	Transportation	\$105.71	\$109.60	\$109.60	\$109.60	\$109.60	\$109.60	\$212.06
5.	Medical Care	\$84.00	\$169.41	\$147.40	\$190.89	\$196.09	\$212.38	\$246.94
6.	Miscellaneous	\$68.22	\$125.85	\$127.59	\$169.27	\$139.79	\$217.48	\$198.29
7.	Taxes	\$119.40	\$190.99	\$198.23	\$288.30	\$171.78	\$434.48	\$358.19
8.	Earned Income Tax Credit (-)	\$0.00	(\$107.74)	(\$102.70)	(\$84.38)	(\$191.00)	\$0.00	\$0.00
9.	Child Care Tax Credit (-)	\$0.00	(\$52.00)	(\$52.00)	(\$92.00)	(\$50.77)	(\$80.00)	(\$80.00)
10.	MONTHLY SELF-SUFFICIENCY WAGE	\$869.80	\$1,415.55	\$1,447.05	\$1,973.92	\$1,467.64	\$2,746.73	\$2,459.39
11.	HOURLY SELF-SUFFICIENCY WAGE	\$4.94	\$8.04	\$8.22	\$11.22	\$8.34	\$15.61	\$6.99 per adult

The Self-Sufficiency Standard for Loving County, TX, 1996
Selected Family Types

Monthly Costs		Single Adult	Adult + Infant	Adult + preschool	Adult + Infant preschool	Adult + schoolage teenager	Adult + Infant preschool schoolage	2 Adults + Infant preschool
1.	Housing	\$304.00	\$367.00	\$367.00	\$367.00	\$367.00	\$492.00	\$367.00
2.	Child Care	\$0.00	\$257.84	\$296.12	\$553.96	\$233.20	\$787.16	\$553.96
3.	Food	\$153.48	\$225.28	\$233.09	\$303.24	\$400.26	\$407.90	\$434.90
4.	Transportation	\$105.71	\$109.60	\$109.60	\$109.60	\$109.60	\$109.60	\$212.06
5.	Medical Care	\$84.00	\$169.41	\$147.40	\$190.89	\$196.09	\$212.38	\$246.94
6.	Miscellaneous	\$64.72	\$112.91	\$115.32	\$152.47	\$130.62	\$200.90	\$181.49
7.	Taxes	\$107.84	\$140.98	\$149.03	\$217.16	\$138.98	\$379.75	\$286.31
8.	Earned Income Tax Credit (-)	\$0.00	(\$142.45)	(\$136.87)	(\$149.55)	(\$220.97)	\$0.00	(\$48.00)
9.	Child Care Tax Credit (-)	\$0.00	(\$42.25)	(\$47.48)	(\$80.30)	(\$29.43)	(\$80.00)	(\$88.00)
10.	MONTHLY SELF-SUFFICIENCY WAGE	\$819.74	\$1,198.33	\$1,233.20	\$1,664.47	\$1,325.35	\$2,509.69	\$2,146.65
11.	HOURLY SELF-SUFFICIENCY WAGE	\$4.66	\$6.81	\$7.01	\$9.46	\$7.53	\$14.26	\$6.10 per adult

The Self-Sufficiency Standard for Lynn County, TX, 1996
Selected Family Types

Monthly Costs		Single Adult	Adult + Infant	Adult + preschool	Adult + Infant preschool	Adult + schoolage teenager	Adult + Infant preschool schoolage	2 Adults + Infant preschool
1.	Housing	\$304.00	\$367.00	\$367.00	\$367.00	\$367.00	\$492.00	\$367.00
2.	Child Care	\$0.00	\$251.68	\$331.76	\$583.44	\$151.58	\$735.02	\$583.44
3.	Food	\$153.48	\$225.28	\$233.09	\$303.24	\$400.26	\$407.90	\$434.90
4.	Transportation	\$105.71	\$109.60	\$109.60	\$109.60	\$109.60	\$109.60	\$212.06
5.	Medical Care	\$84.00	\$169.41	\$147.40	\$190.89	\$196.09	\$212.38	\$246.94
6.	Miscellaneous	\$64.72	\$112.30	\$118.88	\$155.42	\$122.45	\$195.69	\$184.43
7.	Taxes	\$107.84	\$138.92	\$161.40	\$227.70	\$109.78	\$362.54	\$301.23
8.	Earned Income Tax Credit (-)	\$0.00	(\$143.87)	(\$128.31)	(\$139.92)	(\$247.64)	\$0.00	(\$34.31)
9.	Child Care Tax Credit (-)	\$0.00	(\$40.91)	(\$54.00)	(\$87.16)	(\$10.43)	(\$80.00)	(\$84.00)
10.	MONTHLY SELF-SUFFICIENCY WAGE	\$819.74	\$1,189.40	\$1,286.82	\$1,710.22	\$1,198.69	\$2,435.12	\$2,211.70
11.	HOURLY SELF-SUFFICIENCY WAGE	\$4.66	\$6.76	\$7.31	\$9.72	\$6.81	\$13.84	\$6.28 per adult

The Self-Sufficiency Standard for Madison County, TX, 1996
Selected Family Types

Monthly Costs		Single Adult	Adult + Infant	Adult + preschool	Adult + Infant preschool	Adult + schoolage teenager	Adult + Infant preschool schoolage	2 Adults + Infant preschool
1.	Housing	\$313.00	\$367.00	\$367.00	\$367.00	\$367.00	\$492.00	\$367.00
2.	Child Care	\$0.00	\$297.00	\$289.52	\$586.52	\$289.52	\$876.04	\$586.52
3.	Food	\$153.48	\$225.28	\$233.09	\$303.24	\$400.26	\$407.90	\$434.90
4.	Transportation	\$105.71	\$109.60	\$109.60	\$109.60	\$109.60	\$109.60	\$212.06
5.	Medical Care	\$84.00	\$169.41	\$147.40	\$190.89	\$196.09	\$212.38	\$246.94
6.	Miscellaneous	\$65.62	\$116.83	\$114.66	\$155.73	\$136.25	\$209.79	\$184.74
7.	Taxes	\$110.81	\$154.07	\$146.82	\$228.80	\$159.13	\$409.10	\$302.62
8.	Earned Income Tax Credit (-)	\$0.00	(\$133.38)	(\$138.40)	(\$138.91)	(\$202.57)	\$0.00	(\$33.03)
9.	Child Care Tax Credit (-)	\$0.00	(\$50.76)	(\$46.05)	(\$87.87)	(\$42.54)	(\$80.00)	(\$84.00)
10.	MONTHLY SELF-SUFFICIENCY WAGE	\$832.61	\$1,255.05	\$1,223.64	\$1,715.00	\$1,412.74	\$2,636.80	\$2,217.75
11.	HOURLY SELF-SUFFICIENCY WAGE	\$4.73	\$7.13	\$6.95	\$9.74	\$8.03	\$14.98	\$6.30 per adult

The Self-Sufficiency Standard for Marion County, TX, 1996

Selected Family Types

Monthly Costs		Single Adult	Adult + Infant	Adult + preschool	Adult + Infant preschool	Adult + schoolage teenager	Adult + Infant preschool schoolage	2 Adults + infant preschool
1.	Housing	\$304.00	\$367.00	\$367.00	\$367.00	\$367.00	\$492.00	\$367.00
2.	Child Care	\$0.00	\$245.52	\$267.96	\$513.48	\$171.82	\$685.30	\$513.48
3.	Food	\$153.48	\$225.28	\$233.09	\$303.24	\$400.26	\$407.90	\$434.90
4.	Transportation	\$105.71	\$109.60	\$109.60	\$109.60	\$109.60	\$109.60	\$212.06
5.	Medical Care	\$84.00	\$169.41	\$147.40	\$190.89	\$196.09	\$212.38	\$246.94
6.	Miscellaneous	\$64.72	\$111.68	\$112.50	\$148.42	\$124.48	\$190.72	\$177.44
7.	Taxes	\$107.84	\$136.86	\$139.61	\$202.68	\$117.02	\$345.22	\$268.04
8.	Earned Income Tax Credit (-)	\$0.00	(\$145.30)	(\$143.39)	(\$162.78)	(\$241.03)	(\$3.06)	(\$64.76)
9.	Child Care Tax Credit (-)	\$0.00	(\$39.57)	(\$41.36)	(\$70.87)	(\$15.14)	(\$80.00)	(\$88.00)
10.	MONTHLY SELF-SUFFICIENCY WAGE	\$819.74	\$1,180.48	\$1,192.41	\$1,601.66	\$1,230.10	\$2,360.05	\$2,067.10
11.	HOURLY SELF-SUFFICIENCY WAGE	\$4.66	\$6.71	\$6.78	\$9.10	\$6.99	\$13.41	\$5.87 per adult

The Self-Sufficiency Standard for Martin County, TX, 1996

Selected Family Types

Monthly Costs		Single Adult	Adult + Infant	Adult + preschool	Adult + Infant preschool	Adult + schoolage teenager	Adult + Infant preschool schoolage	2 Adults + infant preschool
1.	Housing	\$304.00	\$367.00	\$367.00	\$367.00	\$367.00	\$492.00	\$367.00
2.	Child Care	\$0.00	\$257.84	\$296.12	\$553.96	\$233.20	\$787.16	\$553.96
3.	Food	\$153.48	\$225.28	\$233.09	\$303.24	\$400.26	\$407.90	\$434.90
4.	Transportation	\$105.71	\$109.60	\$109.60	\$109.60	\$109.60	\$109.60	\$212.06
5.	Medical Care	\$84.00	\$169.41	\$147.40	\$190.89	\$196.09	\$212.38	\$246.94
6.	Miscellaneous	\$64.72	\$112.91	\$115.32	\$152.47	\$130.62	\$200.90	\$181.49
7.	Taxes	\$107.84	\$140.98	\$149.03	\$217.16	\$138.98	\$379.75	\$286.31
8.	Earned Income Tax Credit (-)	\$0.00	(\$142.45)	(\$136.87)	(\$149.55)	(\$220.97)	\$0.00	(\$48.00)
9.	Child Care Tax Credit (-)	\$0.00	(\$42.25)	(\$47.48)	(\$80.30)	(\$29.43)	(\$80.00)	(\$88.00)
10.	MONTHLY SELF-SUFFICIENCY WAGE	\$819.74	\$1,198.33	\$1,233.20	\$1,664.47	\$1,325.35	\$2,509.69	\$2,146.65
11.	HOURLY SELF-SUFFICIENCY WAGE	\$4.66	\$6.81	\$7.01	\$9.46	\$7.53	\$14.26	\$6.10 per adult

The Self-Sufficiency Standard for Mason County, TX, 1996
Selected Family Types

Monthly Costs		Single Adult	Adult + Infant	Adult + preschool	Adult + Infant preschool	Adult + schoolage teenager	Adult + Infant preschool schoolage	2 Adults + Infant preschool
1.	Housing	\$304.00	\$367.00	\$367.00	\$367.00	\$367.00	\$492.00	\$367.00
2.	Child Care	\$0.00	\$251.68	\$254.54	\$506.22	\$148.72	\$654.94	\$506.22
3.	Food	\$153.48	\$225.28	\$233.09	\$303.24	\$400.26	\$407.90	\$434.90
4.	Transportation	\$105.71	\$109.60	\$109.60	\$109.60	\$109.60	\$109.60	\$212.06
5.	Medical Care	\$84.00	\$169.41	\$147.40	\$190.89	\$196.09	\$212.38	\$246.94
6.	Miscellaneous	\$64.72	\$112.30	\$111.16	\$147.70	\$122.17	\$187.68	\$176.71
7.	Taxes	\$107.84	\$138.92	\$135.13	\$200.08	\$108.76	\$329.91	\$264.76
8.	Earned Income Tax Credit (-)	\$0.00	(\$143.87)	(\$146.50)	(\$165.15)	(\$248.58)	(\$17.12)	(\$67.76)
9.	Child Care Tax Credit (-)	\$0.00	(\$40.91)	(\$38.45)	(\$69.18)	(\$9.76)	(\$84.00)	(\$88.00)
10.	MONTHLY SELF-SUFFICIENCY WAGE	\$819.74	\$1,189.40	\$1,172.97	\$1,590.39	\$1,194.25	\$2,293.28	\$2,052.83
11.	HOURLY SELF-SUFFICIENCY WAGE	\$4.66	\$6.76	\$6.66	\$9.04	\$6.79	\$13.03	\$5.83 per adult

The Self-Sufficiency Standard for Matagorda County, TX, 1996
Selected Family Types

Monthly Costs		Single Adult	Adult + Infant	Adult + preschool	Adult + Infant preschool	Adult + schoolage teenager	Adult + Infant preschool schoolage	2 Adults + Infant preschool
1.	Housing	\$332.00	\$412.00	\$412.00	\$412.00	\$412.00	\$572.00	\$412.00
2.	Child Care	\$0.00	\$346.72	\$371.80	\$718.52	\$387.64	\$1,106.16	\$718.52
3.	Food	\$153.48	\$225.28	\$233.09	\$303.24	\$400.26	\$407.90	\$434.90
4.	Transportation	\$105.71	\$109.60	\$109.60	\$109.60	\$109.60	\$109.60	\$212.06
5.	Medical Care	\$84.00	\$169.41	\$147.40	\$190.89	\$196.09	\$212.38	\$246.94
6.	Miscellaneous	\$67.52	\$126.30	\$127.39	\$173.43	\$150.56	\$240.80	\$202.44
7.	Taxes	\$117.09	\$192.88	\$197.39	\$308.65	\$221.53	\$511.50	\$371.90
8.	Earned Income Tax Credit (-)	\$0.00	(\$106.42)	(\$103.29)	(\$65.70)	(\$145.37)	\$0.00	\$0.00
9.	Child Care Tax Credit (-)	\$0.00	(\$52.00)	(\$52.00)	(\$88.00)	(\$48.00)	(\$80.00)	(\$80.00)
10.	MONTHLY SELF-SUFFICIENCY WAGE	\$859.79	\$1,423.77	\$1,443.38	\$2,062.63	\$1,684.31	\$3,080.33	\$2,518.77
11.	HOURLY SELF-SUFFICIENCY WAGE	\$4.89	\$8.09	\$8.20	\$11.72	\$9.57	\$17.50	\$7.16 per adult

The Self-Sufficiency Standard for Maverick County, TX, 1996
Selected Family Types

Monthly Costs		Single Adult	Adult + Infant	Adult + preschool	Adult + Infant preschool	Adult + schoolage teenager	Adult + infant preschool schoolage	2 Adults + Infant preschool
1.	Housing	\$304.00	\$367.00	\$367.00	\$367.00	\$367.00	\$492.00	\$367.00
2.	Child Care	\$0.00	\$248.60	\$342.54	\$591.14	\$242.00	\$833.14	\$591.14
3.	Food	\$153.48	\$225.28	\$233.09	\$303.24	\$400.26	\$407.90	\$434.90
4.	Transportation	\$105.71	\$109.60	\$109.60	\$109.60	\$109.60	\$109.60	\$212.06
5.	Medical Care	\$84.00	\$169.41	\$147.40	\$190.89	\$196.09	\$212.38	\$246.94
6.	Miscellaneous	\$64.72	\$111.99	\$119.96	\$156.19	\$131.50	\$205.50	\$185.20
7.	Taxes	\$107.84	\$137.89	\$165.86	\$230.46	\$142.13	\$394.93	\$304.70
8.	Earned Income Tax Credit (-)	\$0.00	(\$144.59)	(\$125.20)	(\$137.40)	(\$218.09)	\$0.00	(\$31.12)
9.	Child Care Tax Credit (-)	\$0.00	(\$40.24)	(\$54.00)	(\$88.95)	(\$31.48)	(\$80.00)	(\$84.00)
10.	MONTHLY SELF-SUFFICIENCY WAGE	\$819.74	\$1,184.94	\$1,306.26	\$1,722.17	\$1,339.00	\$2,575.45	\$2,226.83
11.	HOURLY SELF-SUFFICIENCY WAGE	\$4.66	\$6.73	\$7.42	\$9.79	\$7.61	\$14.63	\$6.33 per adult

The Self-Sufficiency Standard for McCulloch County, TX, 1996
Selected Family Types

Monthly Costs		Single Adult	Adult + Infant	Adult + preschool	Adult + Infant preschool	Adult + schoolage teenager	Adult + Infant preschool schoolage	2 Adults + Infant preschool
1.	Housing	\$304.00	\$367.00	\$367.00	\$367.00	\$367.00	\$492.00	\$367.00
2.	Child Care	\$0.00	\$251.68	\$254.54	\$506.22	\$148.72	\$654.94	\$506.22
3.	Food	\$153.48	\$225.28	\$233.09	\$303.24	\$400.26	\$407.90	\$434.90
4.	Transportation	\$105.71	\$109.60	\$109.60	\$109.60	\$109.60	\$109.60	\$212.06
5.	Medical Care	\$84.00	\$169.41	\$147.40	\$190.89	\$196.09	\$212.38	\$246.94
6.	Miscellaneous	\$64.72	\$112.30	\$111.16	\$147.70	\$122.17	\$187.68	\$176.71
7.	Taxes	\$107.84	\$138.92	\$135.13	\$200.08	\$108.76	\$329.91	\$264.76
8.	Earned Income Tax Credit (-)	\$0.00	(\$143.87)	(\$146.50)	(\$165.15)	(\$248.58)	(\$17.12)	(\$67.76)
9.	Child Care Tax Credit (-)	\$0.00	(\$40.91)	(\$38.45)	(\$69.18)	(\$9.76)	(\$84.00)	(\$88.00)
10.	MONTHLY SELF-SUFFICIENCY WAGE	\$819.74	\$1,189.40	\$1,172.97	\$1,590.39	\$1,194.25	\$2,293.28	\$2,052.83
11.	HOURLY SELF-SUFFICIENCY WAGE	\$4.66	\$6.76	\$6.66	\$9.04	\$6.79	\$13.03	\$5.83 per adult

The Self-Sufficiency Standard for McMullen County, TX, 1996
Selected Family Types

Monthly Costs		Single Adult	Adult + Infant	Adult + preschool	Adult + Infant preschool	Adult + schoolage teenager	Adult + Infant preschool schoolage	2 Adults + Infant preschool
1.	Housing	\$304.00	\$367.00	\$367.00	\$367.00	\$367.00	\$492.00	\$367.00
2.	Child Care	\$0.00	\$251.68	\$254.54	\$506.22	\$148.72	\$654.94	\$506.22
3.	Food	\$153.48	\$225.28	\$233.09	\$303.24	\$400.26	\$407.90	\$434.90
4.	Transportation	\$105.71	\$109.60	\$109.60	\$109.60	\$109.60	\$109.60	\$212.06
5.	Medical Care	\$84.00	\$169.41	\$147.40	\$190.89	\$196.09	\$212.38	\$246.94
6.	Miscellaneous	\$64.72	\$112.30	\$111.16	\$147.70	\$122.17	\$187.68	\$176.71
7.	Taxes	\$107.84	\$138.92	\$135.13	\$200.08	\$108.76	\$329.91	\$264.76
8.	Earned Income Tax Credit (-)	\$0.00	(\$143.87)	(\$146.50)	(\$165.15)	(\$248.58)	(\$17.12)	(\$67.76)
9.	Child Care Tax Credit (-)	\$0.00	(\$40.91)	(\$38.45)	(\$69.18)	(\$9.76)	(\$84.00)	(\$88.00)
10.	MONTHLY SELF-SUFFICIENCY WAGE	\$819.74	\$1,189.40	\$1,172.97	\$1,590.39	\$1,194.25	\$2,293.28	\$2,052.83
11.	HOURLY SELF-SUFFICIENCY WAGE	\$4.66	\$6.76	\$6.66	\$9.04	\$6.79	\$13.03	\$5.83 per adult

The Self-Sufficiency Standard for Medina County, TX, 1996
Selected Family Types

Monthly Costs		Single Adult	Adult + Infant	Adult + preschool	Adult + Infant preschool	Adult + schoolage teenager	Adult + Infant preschool schoolage	2 Adults + Infant preschool
1.	Housing	\$304.00	\$367.00	\$367.00	\$367.00	\$367.00	\$492.00	\$367.00
2.	Child Care	\$0.00	\$300.74	\$322.96	\$623.70	\$167.20	\$790.90	\$623.70
3.	Food	\$153.48	\$225.28	\$233.09	\$303.24	\$400.26	\$407.90	\$434.90
4.	Transportation	\$105.71	\$109.60	\$109.60	\$109.60	\$109.60	\$109.60	\$212.06
5.	Medical Care	\$84.00	\$169.41	\$147.40	\$190.89	\$196.09	\$212.38	\$246.94
6.	Miscellaneous	\$64.72	\$117.20	\$118.00	\$159.44	\$124.02	\$201.28	\$188.46
7.	Taxes	\$107.84	\$155.32	\$158.00	\$242.32	\$115.37	\$380.99	\$319.40
8.	Earned Income Tax Credit (-)	\$0.00	(\$132.52)	(\$130.66)	(\$126.56)	(\$242.54)	\$0.00	(\$17.64)
9.	Child Care Tax Credit (-)	\$0.00	(\$51.57)	(\$53.31)	(\$96.00)	(\$14.06)	(\$80.00)	(\$84.00)
10.	MONTHLY SELF-SUFFICIENCY WAGE	\$819.74	\$1,260.47	\$1,272.08	\$1,773.63	\$1,222.93	\$2,515.04	\$2,290.82
11.	HOURLY SELF-SUFFICIENCY WAGE	\$4.66	\$7.16	\$7.23	\$10.08	\$6.95	\$14.29	\$6.51 per adult

The Self-Sufficiency Standard for Menard County, TX, 1996
Selected Family Types

Monthly Costs		Single Adult	Adult + Infant	Adult + preschool	Adult + Infant preschool	Adult + schoolage teenager	Adult + Infant preschool schoolage	2 Adults + Infant preschool
1.	Housing	\$304.00	\$367.00	\$367.00	\$367.00	\$367.00	\$492.00	\$367.00
2.	Child Care	\$0.00	\$251.68	\$254.54	\$506.22	\$148.72	\$654.94	\$506.22
3.	Food	\$153.48	\$225.28	\$233.09	\$303.24	\$400.26	\$407.90	\$434.90
4.	Transportation	\$105.71	\$109.60	\$109.60	\$109.60	\$109.60	\$109.60	\$212.06
5.	Medical Care	\$84.00	\$169.41	\$147.40	\$190.89	\$196.09	\$212.38	\$246.94
6.	Miscellaneous	\$64.72	\$112.30	\$111.16	\$147.70	\$122.17	\$187.68	\$176.71
7.	Taxes	\$107.84	\$138.92	\$135.13	\$200.08	\$108.76	\$329.91	\$264.76
8.	Earned Income Tax Credit (-)	\$0.00	(\$143.87)	(\$146.50)	(\$165.15)	(\$248.58)	(\$17.12)	(\$67.76)
9.	Child Care Tax Credit (-)	\$0.00	(\$40.91)	(\$38.45)	(\$69.18)	(\$9.76)	(\$84.00)	(\$88.00)
10.	MONTHLY SELF-SUFFICIENCY WAGE	\$819.74	\$1,189.40	\$1,172.97	\$1,590.39	\$1,194.25	\$2,293.28	\$2,052.83
11.	HOURLY SELF-SUFFICIENCY WAGE	\$4.66	\$6.76	\$6.66	\$9.04	\$6.79	\$13.03	\$5.83 per adult

The Self-Sufficiency Standard for Milam County, TX, 1996
Selected Family Types

Monthly Costs		Single Adult	Adult + Infant	Adult + preschool	Adult + Infant preschool	Adult + schoolage teenager	Adult + Infant preschool schoolage	2 Adults + Infant preschool
1.	Housing	\$304.00	\$367.00	\$367.00	\$367.00	\$367.00	\$492.00	\$367.00
2.	Child Care	\$0.00	\$245.52	\$270.38	\$515.90	\$211.20	\$727.10	\$515.90
3.	Food	\$153.48	\$225.28	\$233.09	\$303.24	\$400.26	\$407.90	\$434.90
4.	Transportation	\$105.71	\$109.60	\$109.60	\$109.60	\$109.60	\$109.60	\$212.06
5.	Medical Care	\$84.00	\$169.41	\$147.40	\$190.89	\$196.09	\$212.38	\$246.94
6.	Miscellaneous	\$64.72	\$111.68	\$112.75	\$148.66	\$128.42	\$194.90	\$177.68
7.	Taxes	\$107.84	\$136.86	\$140.42	\$203.54	\$131.11	\$359.92	\$269.13
8.	Earned Income Tax Credit (-)	\$0.00	(\$145.30)	(\$142.83)	(\$161.99)	(\$228.16)	\$0.00	(\$63.76)
9.	Child Care Tax Credit (-)	\$0.00	(\$39.57)	(\$41.89)	(\$71.44)	(\$24.31)	(\$80.00)	(\$88.00)
10.	MONTHLY SELF-SUFFICIENCY WAGE	\$819.74	\$1,180.48	\$1,195.92	\$1,605.41	\$1,291.21	\$2,423.79	\$2,071.86
11.	HOURLY SELF-SUFFICIENCY WAGE	\$4.66	\$6.71	\$6.79	\$9.12	\$7.34	\$13.77	\$5.89 per adult

The Self-Sufficiency Standard for Mills County, TX, 1996
Selected Family Types

Monthly Costs		Single Adult	Adult + Infant	Adult + preschool	Adult + Infant preschool	Adult + schoolage teenager	Adult + Infant preschool schoolage	2 Adults + Infant preschool
1.	Housing	\$304.00	\$367.00	\$367.00	\$367.00	\$367.00	\$492.00	\$367.00
2.	Child Care	\$0.00	\$245.52	\$270.38	\$515.90	\$211.20	\$727.10	\$515.90
3.	Food	\$153.48	\$225.28	\$233.09	\$303.24	\$400.26	\$407.90	\$434.90
4.	Transportation	\$105.71	\$109.60	\$109.60	\$109.60	\$109.60	\$109.60	\$212.06
5.	Medical Care	\$84.00	\$169.41	\$147.40	\$190.89	\$196.09	\$212.38	\$246.94
6.	Miscellaneous	\$64.72	\$111.68	\$112.75	\$148.66	\$128.42	\$194.90	\$177.68
7.	Taxes	\$107.84	\$136.86	\$140.42	\$203.54	\$131.11	\$359.92	\$269.13
8.	Earned Income Tax Credit (-)	\$0.00	(\$145.30)	(\$142.83)	(\$161.99)	(\$228.16)	\$0.00	(\$63.76)
9.	Child Care Tax Credit (-)	\$0.00	(\$39.57)	(\$41.89)	(\$71.44)	(\$24.31)	(\$80.00)	(\$88.00)
10.	MONTHLY SELF-SUFFICIENCY WAGE	\$819.74	\$1,180.48	\$1,195.92	\$1,605.41	\$1,291.21	\$2,423.79	\$2,071.86
11.	HOURLY SELF-SUFFICIENCY WAGE	\$4.66	\$6.71	\$6.79	\$9.12	\$7.34	\$13.77	\$5.89 per adult

The Self-Sufficiency Standard for Mitchell County, TX, 1996
Selected Family Types

Monthly Costs		Single Adult	Adult + Infant	Adult + preschool	Adult + Infant preschool	Adult + schoolage teenager	Adult + Infant preschool schoolage	2 Adults + Infant preschool
1.	Housing	\$304.00	\$367.00	\$367.00	\$367.00	\$367.00	\$492.00	\$367.00
2.	Child Care	\$0.00	\$245.52	\$249.92	\$495.44	\$184.14	\$679.58	\$495.44
3.	Food	\$153.48	\$225.28	\$233.09	\$303.24	\$400.26	\$407.90	\$434.90
4.	Transportation	\$105.71	\$109.60	\$109.60	\$109.60	\$109.60	\$109.60	\$212.06
5.	Medical Care	\$84.00	\$169.41	\$147.40	\$190.89	\$196.09	\$212.38	\$246.94
6.	Miscellaneous	\$64.72	\$111.68	\$110.70	\$146.62	\$125.71	\$190.15	\$175.63
7.	Taxes	\$107.84	\$136.86	\$133.58	\$196.22	\$121.43	\$342.64	\$259.90
8.	Earned Income Tax Credit (-)	\$0.00	(\$145.30)	(\$147.57)	(\$168.68)	(\$237.00)	(\$5.43)	(\$72.22)
9.	Child Care Tax Credit (-)	\$0.00	(\$39.57)	(\$37.44)	(\$66.67)	(\$18.01)	(\$80.00)	(\$88.00)
10.	MONTHLY SELF-SUFFICIENCY WAGE	\$819.74	\$1,180.48	\$1,166.28	\$1,573.66	\$1,249.22	\$2,348.81	\$2,031.65
11.	HOURLY SELF-SUFFICIENCY WAGE	\$4.66	\$6.71	\$6.63	\$8.94	\$7.10	\$13.35	\$5.77 per adult

The Self-Sufficiency Standard for Montague County, TX, 1996

Selected Family Types

Monthly Costs		Single Adult	Adult + Infant	Adult + preschool	Adult + Infant preschool	Adult + schoolage teenager	Adult + Infant preschool schoolage	2 Adults + Infant preschool
1.	Housing	\$304.00	\$367.00	\$367.00	\$367.00	\$367.00	\$492.00	\$367.00
2.	Child Care	\$0.00	\$251.68	\$257.84	\$509.52	\$171.82	\$681.34	\$509.52
3.	Food	\$153.48	\$225.28	\$233.09	\$303.24	\$400.26	\$407.90	\$434.90
4.	Transportation	\$105.71	\$109.60	\$109.60	\$109.60	\$109.60	\$109.60	\$212.06
5.	Medical Care	\$84.00	\$169.41	\$147.40	\$190.89	\$196.09	\$212.38	\$246.94
6.	Miscellaneous	\$64.72	\$112.30	\$111.49	\$148.03	\$124.48	\$190.32	\$177.04
7.	Taxes	\$107.84	\$138.92	\$136.23	\$201.26	\$117.02	\$343.43	\$266.25
8.	Earned Income Tax Credit (-)	\$0.00	(\$143.87)	(\$145.73)	(\$164.07)	(\$241.03)	(\$4.70)	(\$66.40)
9.	Child Care Tax Credit (-)	\$0.00	(\$40.91)	(\$39.16)	(\$69.95)	(\$15.14)	(\$80.00)	(\$88.00)
10.	MONTHLY SELF-SUFFICIENCY WAGE	\$819.74	\$1,189.40	\$1,177.75	\$1,595.51	\$1,230.10	\$2,352.27	\$2,059.32
11.	HOURLY SELF-SUFFICIENCY WAGE	\$4.66	\$6.76	\$6.69	\$9.07	\$6.99	\$13.37	\$5.85 per adult

The Self-Sufficiency Standard for Moore County, TX, 1996

Selected Family Types

Monthly Costs		Single Adult	Adult + Infant	Adult + preschool	Adult + Infant preschool	Adult + schoolage teenager	Adult + Infant preschool schoolage	2 Adults + Infant preschool
1.	Housing	\$309.00	\$367.00	\$367.00	\$367.00	\$367.00	\$492.00	\$367.00
2.	Child Care	\$0.00	\$245.52	\$281.38	\$526.90	\$141.24	\$668.14	\$526.90
3.	Food	\$153.48	\$225.28	\$233.09	\$303.24	\$400.26	\$407.90	\$434.90
4.	Transportation	\$105.71	\$109.60	\$109.60	\$109.60	\$109.60	\$109.60	\$212.06
5.	Medical Care	\$84.00	\$169.41	\$147.40	\$190.89	\$196.09	\$212.38	\$246.94
6.	Miscellaneous	\$65.22	\$111.68	\$113.85	\$149.76	\$121.42	\$189.00	\$178.78
7.	Taxes	\$109.49	\$136.86	\$144.10	\$207.48	\$106.08	\$335.87	\$274.10
8.	Earned Income Tax Credit (-)	\$0.00	(\$145.30)	(\$140.29)	(\$158.39)	(\$251.02)	(\$11.66)	(\$59.20)
9.	Child Care Tax Credit (-)	\$0.00	(\$39.57)	(\$44.28)	(\$74.00)	(\$8.02)	(\$84.00)	(\$88.00)
10.	MONTHLY SELF-SUFFICIENCY WAGE	\$826.89	\$1,180.48	\$1,211.85	\$1,622.48	\$1,182.65	\$2,319.22	\$2,093.47
11.	HOURLY SELF-SUFFICIENCY WAGE	\$4.70	\$6.71	\$6.89	\$9.22	\$6.72	\$13.18	\$5.95 per adult

The Self-Sufficiency Standard for Morris County, TX, 1996
Selected Family Types

Monthly Costs		Single Adult	Adult + Infant	Adult + preschool	Adult + Infant preschool	Adult + schoolage teenager	Adult + Infant preschool schoolage	2 Adults + Infant preschool
1.	Housing	\$304.00	\$367.00	\$367.00	\$367.00	\$367.00	\$492.00	\$367.00
2.	Child Care	\$0.00	\$245.52	\$259.60	\$505.12	\$257.84	\$762.96	\$505.12
3.	Food	\$153.48	\$225.28	\$233.09	\$303.24	\$400.26	\$407.90	\$434.90
4.	Transportation	\$105.71	\$109.60	\$109.60	\$109.60	\$109.60	\$109.60	\$212.06
5.	Medical Care	\$84.00	\$169.41	\$147.40	\$190.89	\$196.09	\$212.38	\$246.94
6.	Miscellaneous	\$64.72	\$111.68	\$111.67	\$147.59	\$133.08	\$198.48	\$176.60
7.	Taxes	\$107.84	\$136.86	\$136.82	\$199.69	\$147.79	\$371.76	\$264.26
8.	Earned Income Tax Credit (-)	\$0.00	(\$145.30)	(\$145.33)	(\$165.51)	(\$212.92)	\$0.00	(\$68.22)
9.	Child Care Tax Credit (-)	\$0.00	(\$39.57)	(\$39.55)	(\$68.93)	(\$35.16)	(\$80.00)	(\$88.00)
10.	MONTHLY SELF-SUFFICIENCY WAGE	\$819.74	\$1,180.48	\$1,180.30	\$1,588.69	\$1,363.58	\$2,475.08	\$2,050.67
11.	HOURLY SELF-SUFFICIENCY WAGE	\$4.66	\$6.71	\$6.71	\$9.03	\$7.75	\$14.06	\$5.83 per adult

The Self-Sufficiency Standard for Motley County, TX, 1996
Selected Family Types

Monthly Costs		Single Adult	Adult + Infant	Adult + preschool	Adult + Infant preschool	Adult + schoolage teenager	Adult + Infant preschool schoolage	2 Adults + Infant preschool
1.	Housing	\$304.00	\$367.00	\$367.00	\$367.00	\$367.00	\$492.00	\$367.00
2.	Child Care	\$0.00	\$251.68	\$331.76	\$583.44	\$151.58	\$735.02	\$583.44
3.	Food	\$153.48	\$225.28	\$233.09	\$303.24	\$400.26	\$407.90	\$434.90
4.	Transportation	\$105.71	\$109.60	\$109.60	\$109.60	\$109.60	\$109.60	\$212.06
5.	Medical Care	\$84.00	\$169.41	\$147.40	\$190.89	\$196.09	\$212.38	\$246.94
6.	Miscellaneous	\$64.72	\$112.30	\$118.88	\$155.42	\$122.45	\$195.69	\$184.43
7.	Taxes	\$107.84	\$138.92	\$161.40	\$227.70	\$109.78	\$362.54	\$301.23
8.	Earned Income Tax Credit (-)	\$0.00	(\$143.87)	(\$128.31)	(\$139.92)	(\$247.64)	\$0.00	(\$34.31)
9.	Child Care Tax Credit (-)	\$0.00	(\$40.91)	(\$54.00)	(\$87.16)	(\$10.43)	(\$80.00)	(\$84.00)
10.	MONTHLY SELF-SUFFICIENCY WAGE	\$819.74	\$1,189.40	\$1,286.82	\$1,710.22	\$1,198.69	\$2,435.12	\$2,211.70
11.	HOURLY SELF-SUFFICIENCY WAGE	\$4.66	\$6.76	\$7.31	\$9.72	\$6.81	\$13.84	\$6.28 per adult

The Self-Sufficiency Standard for Nacogdoches County, TX, 1996

Selected Family Types

Monthly Costs		Single Adult	Adult + Infant	Adult + preschool	Adult + Infant preschool	Adult + schoolage teenager	Adult + Infant preschool schoolage	2 Adults + Infant preschool
1.	Housing	\$335.00	\$435.00	\$435.00	\$435.00	\$435.00	\$543.00	\$435.00
2.	Child Care	\$0.00	\$228.36	\$286.00	\$514.36	\$245.96	\$760.32	\$514.36
3.	Food	\$153.48	\$225.28	\$233.09	\$303.24	\$400.26	\$407.90	\$434.90
4.	Transportation	\$105.71	\$109.60	\$109.60	\$109.60	\$109.60	\$109.60	\$212.06
5.	Medical Care	\$84.00	\$169.41	\$147.40	\$190.89	\$196.09	\$212.38	\$246.94
6.	Miscellaneous	\$67.82	\$116.77	\$121.11	\$155.31	\$138.69	\$203.32	\$184.33
7.	Taxes	\$118.08	\$153.86	\$170.62	\$227.32	\$167.87	\$387.73	\$300.74
8.	Earned Income Tax Credit (-)	\$0.00	(\$133.53)	(\$121.90)	(\$140.27)	(\$194.58)	\$0.00	(\$34.75)
9.	Child Care Tax Credit (-)	\$0.00	(\$50.62)	(\$54.00)	(\$86.91)	(\$48.23)	(\$80.00)	(\$84.00)
10.	MONTHLY SELF-SUFFICIENCY WAGE	\$864.08	\$1,254.12	\$1,326.91	\$1,708.54	\$1,450.67	\$2,544.24	\$2,209.57
11.	HOURLY SELF-SUFFICIENCY WAGE	\$4.91	\$7.13	\$7.54	\$9.71	\$8.24	\$14.46	\$6.28 per adult

The Self-Sufficiency Standard for Navarro County, TX, 1996

Selected Family Types

Monthly Costs		Single Adult	Adult + Infant	Adult + preschool	Adult + Infant preschool	Adult + schoolage teenager	Adult + Infant preschool schoolage	2 Adults + Infant preschool
1.	Housing	\$331.00	\$399.00	\$399.00	\$399.00	\$399.00	\$506.00	\$399.00
2.	Child Care	\$0.00	\$345.84	\$372.90	\$718.74	\$298.32	\$1,017.06	\$718.74
3.	Food	\$153.48	\$225.28	\$233.09	\$303.24	\$400.26	\$407.90	\$434.90
4.	Transportation	\$105.71	\$109.60	\$109.60	\$109.60	\$109.60	\$109.60	\$212.06
5.	Medical Care	\$84.00	\$169.41	\$147.40	\$190.89	\$196.09	\$212.38	\$246.94
6.	Miscellaneous	\$67.42	\$124.91	\$126.20	\$172.15	\$140.33	\$225.29	\$201.16
7.	Taxes	\$116.76	\$187.12	\$192.45	\$302.88	\$173.73	\$460.28	\$367.68
8.	Earned Income Tax Credit (-)	\$0.00	(\$110.42)	(\$106.72)	(\$70.99)	(\$189.22)	\$0.00	\$0.00
9.	Child Care Tax Credit (-)	\$0.00	(\$52.00)	(\$52.00)	(\$88.00)	(\$52.00)	(\$80.00)	(\$80.00)
10.	MONTHLY SELF-SUFFICIENCY WAGE	\$858.36	\$1,398.75	\$1,421.93	\$2,037.51	\$1,476.11	\$2,858.51	\$2,500.49
11.	HOURLY SELF-SUFFICIENCY WAGE	\$4.88	\$7.95	\$8.08	\$11.58	\$8.39	\$16.24	\$7.10 per adult

The Self-Sufficiency Standard for Newton County, TX, 1996
Selected Family Types

Monthly Costs		Single Adult	Adult + Infant	Adult + preschool	Adult + Infant preschool	Adult + schoolage teenager	Adult + Infant preschool schoolage	2 Adults + Infant preschool
1.	Housing	\$304.00	\$367.00	\$367.00	\$367.00	\$367.00	\$492.00	\$367.00
2.	Child Care	\$0.00	\$228.36	\$286.00	\$514.36	\$245.96	\$760.32	\$514.36
3.	Food	\$153.48	\$225.28	\$233.09	\$303.24	\$400.26	\$407.90	\$434.90
4.	Transportation	\$105.71	\$109.60	\$109.60	\$109.60	\$109.60	\$109.60	\$212.06
5.	Medical Care	\$84.00	\$169.41	\$147.40	\$190.89	\$196.09	\$212.38	\$246.94
6.	Miscellaneous	\$64.72	\$109.97	\$114.31	\$148.51	\$131.89	\$198.22	\$177.53
7.	Taxes	\$107.84	\$131.12	\$145.64	\$202.99	\$143.54	\$370.89	\$268.44
8.	Earned Income Tax Credit (-)	\$0.00	(\$149.27)	(\$139.22)	(\$162.49)	(\$216.80)	\$0.00	(\$64.39)
9.	Child Care Tax Credit (-)	\$0.00	(\$35.84)	(\$45.28)	(\$71.08)	(\$32.40)	(\$80.00)	(\$88.00)
10.	MONTHLY SELF-SUFFICIENCY WAGE	\$819.74	\$1,155.62	\$1,218.54	\$1,603.02	\$1,345.15	\$2,471.30	\$2,068.83
11.	HOURLY SELF-SUFFICIENCY WAGE	\$4.66	\$6.57	\$6.92	\$9.11	\$7.64	\$14.04	\$5.88 per adult

The Self-Sufficiency Standard for Nolan County, TX, 1996
Selected Family Types

Monthly Costs		Single Adult	Adult + Infant	Adult + preschool	Adult + Infant preschool	Adult + schoolage teenager	Adult + Infant preschool schoolage	2 Adults + Infant preschool
1.	Housing	\$304.00	\$367.00	\$367.00	\$367.00	\$367.00	\$492.00	\$367.00
2.	Child Care	\$0.00	\$245.52	\$249.92	\$495.44	\$184.14	\$679.58	\$495.44
3.	Food	\$153.48	\$225.28	\$233.09	\$303.24	\$400.26	\$407.90	\$434.90
4.	Transportation	\$105.71	\$109.60	\$109.60	\$109.60	\$109.60	\$109.60	\$212.06
5.	Medical Care	\$84.00	\$169.41	\$147.40	\$190.89	\$196.09	\$212.38	\$246.94
6.	Miscellaneous	\$64.72	\$111.68	\$110.70	\$146.62	\$125.71	\$190.15	\$175.63
7.	Taxes	\$107.84	\$136.86	\$133.58	\$196.22	\$121.43	\$342.64	\$259.90
8.	Earned Income Tax Credit (-)	\$0.00	(\$145.30)	(\$147.57)	(\$168.68)	(\$237.00)	(\$5.43)	(\$72.22)
9.	Child Care Tax Credit (-)	\$0.00	(\$39.57)	(\$37.44)	(\$66.67)	(\$18.01)	(\$80.00)	(\$88.00)
10.	MONTHLY SELF-SUFFICIENCY WAGE	\$819.74	\$1,180.48	\$1,166.28	\$1,573.66	\$1,249.22	\$2,348.81	\$2,031.65
11.	HOURLY SELF-SUFFICIENCY WAGE	\$4.66	\$6.71	\$6.63	\$8.94	\$7.10	\$13.35	\$5.77 per adult

The Self-Sufficiency Standard for Ochiltree County, TX, 1996

Selected Family Types

Monthly Costs		Single Adult	Adult + Infant	Adult + preschool	Adult + Infant preschool	Adult + schoolage teenager	Adult + Infant preschool schoolage	2 Adults + Infant preschool
1.	Housing	\$304.00	\$367.00	\$367.00	\$367.00	\$367.00	\$492.00	\$367.00
2.	Child Care	\$0.00	\$245.52	\$281.38	\$526.90	\$141.24	\$668.14	\$526.90
3.	Food	\$153.48	\$225.28	\$233.09	\$303.24	\$400.26	\$407.90	\$434.90
4.	Transportation	\$105.71	\$109.60	\$109.60	\$109.60	\$109.60	\$109.60	\$212.06
5.	Medical Care	\$84.00	\$169.41	\$147.40	\$190.89	\$196.09	\$212.38	\$246.94
6.	Miscellaneous	\$64.72	\$111.68	\$113.85	\$149.76	\$121.42	\$189.00	\$178.78
7.	Taxes	\$107.84	\$136.86	\$144.10	\$207.48	\$106.08	\$335.87	\$274.10
8.	Earned Income Tax Credit (-)	\$0.00	(\$145.30)	(\$140.29)	(\$158.39)	(\$251.02)	(\$11.66)	(\$59.20)
9.	Child Care Tax Credit (-)	\$0.00	(\$39.57)	(\$44.28)	(\$74.00)	(\$8.02)	(\$84.00)	(\$88.00)
10.	MONTHLY SELF-SUFFICIENCY WAGE	\$819.74	\$1,180.48	\$1,211.85	\$1,622.48	\$1,182.65	\$2,319.22	\$2,093.47
11.	HOURLY SELF-SUFFICIENCY WAGE	\$4.66	\$6.71	\$6.89	\$9.22	\$6.72	\$13.18	\$5.95 per adult

The Self-Sufficiency Standard for Oldham County, TX, 1996

Selected Family Types

Monthly Costs		Single Adult	Adult + Infant	Adult + preschool	Adult + Infant preschool	Adult + schoolage teenager	Adult + Infant preschool schoolage	2 Adults + Infant preschool
1.	Housing	\$304.00	\$398.00	\$398.00	\$398.00	\$398.00	\$499.00	\$398.00
2.	Child Care	\$0.00	\$245.52	\$281.38	\$526.90	\$141.24	\$668.14	\$526.90
3.	Food	\$153.48	\$225.28	\$233.09	\$303.24	\$400.26	\$407.90	\$434.90
4.	Transportation	\$105.71	\$109.60	\$109.60	\$109.60	\$109.60	\$109.60	\$212.06
5.	Medical Care	\$84.00	\$169.41	\$147.40	\$190.89	\$196.09	\$212.38	\$246.94
6.	Miscellaneous	\$64.72	\$114.78	\$116.95	\$152.86	\$124.52	\$189.70	\$181.88
7.	Taxes	\$107.84	\$147.22	\$154.46	\$218.57	\$117.17	\$340.64	\$288.09
8.	Earned Income Tax Credit (-)	\$0.00	(\$138.12)	(\$133.11)	(\$148.26)	(\$240.89)	(\$7.27)	(\$46.37)
9.	Child Care Tax Credit (-)	\$0.00	(\$46.31)	(\$51.01)	(\$81.21)	(\$15.24)	(\$80.00)	(\$88.00)
10.	MONTHLY SELF-SUFFICIENCY WAGE	\$819.74	\$1,225.38	\$1,256.76	\$1,670.59	\$1,230.75	\$2,340.09	\$2,154.40
11.	HOURLY SELF-SUFFICIENCY WAGE	\$4.66	\$6.96	\$7.14	\$9.49	\$6.99	\$13.30	\$6.12 per adult

The Self-Sufficiency Standard for Palo Pinto County, TX, 1996
Selected Family Types

Monthly Costs		Single Adult	Adult + Infant	Adult + preschool	Adult + Infant preschool	Adult + schoolage teenager	Adult + Infant preschool schoolage	2 Adults + Infant preschool
1.	Housing	\$304.00	\$367.00	\$367.00	\$367.00	\$367.00	\$492.00	\$367.00
2.	Child Care	\$0.00	\$345.84	\$372.90	\$718.74	\$298.32	\$1,017.06	\$718.74
3.	Food	\$153.48	\$225.28	\$233.09	\$303.24	\$400.26	\$407.90	\$434.90
4.	Transportation	\$105.71	\$109.60	\$109.60	\$109.60	\$109.60	\$109.60	\$212.06
5.	Medical Care	\$84.00	\$169.41	\$147.40	\$190.89	\$196.09	\$212.38	\$246.94
6.	Miscellaneous	\$64.72	\$121.71	\$123.00	\$168.95	\$137.13	\$223.89	\$197.96
7.	Taxes	\$107.84	\$173.86	\$179.19	\$286.83	\$162.27	\$455.66	\$357.12
8.	Earned Income Tax Credit (-)	\$0.00	(\$119.64)	(\$115.93)	(\$85.73)	(\$199.69)	\$0.00	\$0.00
9.	Child Care Tax Credit (-)	\$0.00	(\$52.00)	(\$52.00)	(\$92.00)	(\$44.58)	(\$80.00)	(\$80.00)
10.	MONTHLY SELF-SUFFICIENCY WAGE	\$819.74	\$1,341.06	\$1,364.24	\$1,967.52	\$1,426.40	\$2,838.49	\$2,454.72
11.	HOURLY SELF-SUFFICIENCY WAGE	\$4.66	\$7.62	\$7.75	\$11.18	\$8.10	\$16.13	\$6.97 per adult

The Self-Sufficiency Standard for Panola County, TX, 1996
Selected Family Types

Monthly Costs		Single Adult	Adult + Infant	Adult + preschool	Adult + Infant preschool	Adult + schoolage teenager	Adult + Infant preschool schoolage	2 Adults + Infant preschool
1.	Housing	\$310.00	\$367.00	\$367.00	\$367.00	\$367.00	\$492.00	\$367.00
2.	Child Care	\$0.00	\$245.52	\$267.96	\$513.48	\$171.82	\$685.30	\$513.48
3.	Food	\$153.48	\$225.28	\$233.09	\$303.24	\$400.26	\$407.90	\$434.90
4.	Transportation	\$105.71	\$109.60	\$109.60	\$109.60	\$109.60	\$109.60	\$212.06
5.	Medical Care	\$84.00	\$169.41	\$147.40	\$190.89	\$196.09	\$212.38	\$246.94
6.	Miscellaneous	\$65.32	\$111.68	\$112.50	\$148.42	\$124.48	\$190.72	\$177.44
7.	Taxes	\$109.82	\$136.86	\$139.61	\$202.68	\$117.02	\$345.22	\$268.04
8.	Earned Income Tax Credit (-)	\$0.00	(\$145.30)	(\$143.39)	(\$162.78)	(\$241.03)	(\$3.06)	(\$64.76)
9.	Child Care Tax Credit (-)	\$0.00	(\$39.57)	(\$41.36)	(\$70.87)	(\$15.14)	(\$80.00)	(\$88.00)
10.	MONTHLY SELF-SUFFICIENCY WAGE	\$828.32	\$1,180.48	\$1,192.41	\$1,601.66	\$1,230.10	\$2,360.05	\$2,067.10
11.	HOURLY SELF-SUFFICIENCY WAGE	\$4.71	\$6.71	\$6.78	\$9.10	\$6.99	\$13.41	\$5.87 per adult

The Self-Sufficiency Standard for Parmer County, TX, 1996

Selected Family Types

Monthly Costs		Single Adult	Adult + Infant	Adult + preschool	Adult + Infant preschool	Adult + schoolage teenager	Adult + Infant preschool schoolage	2 Adults + Infant preschool
1.	Housing	\$304.00	\$367.00	\$367.00	\$367.00	\$367.00	\$492.00	\$367.00
2.	Child Care	\$0.00	\$245.52	\$281.38	\$526.90	\$141.24	\$668.14	\$526.90
3.	Food	\$153.48	\$225.28	\$233.09	\$303.24	\$400.26	\$407.90	\$434.90
4.	Transportation	\$105.71	\$109.60	\$109.60	\$109.60	\$109.60	\$109.60	\$212.06
5.	Medical Care	\$84.00	\$169.41	\$147.40	\$190.89	\$196.09	\$212.38	\$246.94
6.	Miscellaneous	\$64.72	\$111.68	\$113.85	\$149.76	\$121.42	\$189.00	\$178.78
7.	Taxes	\$107.84	\$136.86	\$144.10	\$207.48	\$106.08	\$335.87	\$274.10
8.	Earned Income Tax Credit (-)	\$0.00	(\$145.30)	(\$140.29)	(\$158.39)	(\$251.02)	(\$11.66)	(\$59.20)
9.	Child Care Tax Credit (-)	\$0.00	(\$39.57)	(\$44.28)	(\$74.00)	(\$8.02)	(\$84.00)	(\$88.00)
10.	MONTHLY SELF-SUFFICIENCY WAGE	\$819.74	\$1,180.48	\$1,211.85	\$1,622.48	\$1,182.65	\$2,319.22	\$2,093.47
11.	HOURLY SELF-SUFFICIENCY WAGE	\$4.66	\$6.71	\$6.89	\$9.22	\$6.72	\$13.18	\$5.95 per adult

The Self-Sufficiency Standard for Pecos County, TX, 1996

Selected Family Types

Monthly Costs		Single Adult	Adult + Infant	Adult + preschool	Adult + Infant preschool	Adult + schoolage teenager	Adult + Infant preschool schoolage	2 Adults + Infant preschool
1.	Housing	\$304.00	\$367.00	\$367.00	\$367.00	\$367.00	\$496.00	\$367.00
2.	Child Care	\$0.00	\$257.84	\$296.12	\$553.96	\$233.20	\$787.16	\$553.96
3.	Food	\$153.48	\$225.28	\$233.09	\$303.24	\$400.26	\$407.90	\$434.90
4.	Transportation	\$105.71	\$109.60	\$109.60	\$109.60	\$109.60	\$109.60	\$212.06
5.	Medical Care	\$84.00	\$169.41	\$147.40	\$190.89	\$196.09	\$212.38	\$246.94
6.	Miscellaneous	\$64.72	\$112.91	\$115.32	\$152.47	\$130.62	\$201.30	\$181.49
7.	Taxes	\$107.84	\$140.98	\$149.03	\$217.16	\$138.98	\$381.07	\$286.31
8.	Earned Income Tax Credit (-)	\$0.00	(\$142.45)	(\$136.87)	(\$149.55)	(\$220.97)	\$0.00	(\$48.00)
9.	Child Care Tax Credit (-)	\$0.00	(\$42.25)	(\$47.48)	(\$80.30)	(\$29.43)	(\$80.00)	(\$88.00)
10.	MONTHLY SELF-SUFFICIENCY WAGE	\$819.74	\$1,198.33	\$1,233.20	\$1,664.47	\$1,325.35	\$2,515.41	\$2,146.65
11.	HOURLY SELF-SUFFICIENCY WAGE	\$4.66	\$6.81	\$7.01	\$9.46	\$7.53	\$14.29	\$6.10 per adult

The Self-Sufficiency Standard for Polk County, TX, 1996
Selected Family Types

Monthly Costs		Single Adult	Adult + Infant	Adult + preschool	Adult + Infant preschool	Adult + schoolage teenager	Adult + Infant preschool schoolage	2 Adults + Infant preschool
1.	Housing	\$321.00	\$374.00	\$374.00	\$374.00	\$374.00	\$503.00	\$374.00
2.	Child Care	\$0.00	\$228.36	\$286.00	\$514.36	\$245.96	\$760.32	\$514.36
3.	Food	\$153.48	\$225.28	\$233.09	\$303.24	\$400.26	\$407.90	\$434.90
4.	Transportation	\$105.71	\$109.60	\$109.60	\$109.60	\$109.60	\$109.60	\$212.06
5.	Medical Care	\$84.00	\$169.41	\$147.40	\$190.89	\$196.09	\$212.38	\$246.94
6.	Miscellaneous	\$66.42	\$110.67	\$115.01	\$149.21	\$132.59	\$199.32	\$178.23
7.	Taxes	\$113.45	\$133.46	\$147.98	\$205.50	\$146.05	\$374.52	\$271.60
8.	Earned Income Tax Credit (-)	\$0.00	(\$147.65)	(\$137.60)	(\$160.20)	(\$214.51)	\$0.00	(\$61.50)
9.	Child Care Tax Credit (-)	\$0.00	(\$37.36)	(\$46.80)	(\$72.71)	(\$34.03)	(\$80.00)	(\$88.00)
10.	MONTHLY SELF-SUFFICIENCY WAGE	\$844.06	\$1,165.76	\$1,228.68	\$1,613.89	\$1,356.01	\$2,487.04	\$2,082.59
11.	HOURLY SELF-SUFFICIENCY WAGE	\$4.80	\$6.62	\$6.98	\$9.17	\$7.70	\$14.13	\$5.92 per adult

The Self-Sufficiency Standard for Presidio County, TX, 1996
Selected Family Types

Monthly Costs		Single Adult	Adult + Infant	Adult + preschool	Adult + Infant preschool	Adult + schoolage teenager	Adult + Infant preschool schoolage	2 Adults + Infant preschool
1.	Housing	\$304.00	\$367.00	\$367.00	\$367.00	\$367.00	\$492.00	\$367.00
2.	Child Care	\$0.00	\$233.20	\$293.92	\$527.12	\$219.34	\$746.46	\$527.12
3.	Food	\$153.48	\$225.28	\$233.09	\$303.24	\$400.26	\$407.90	\$434.90
4.	Transportation	\$105.71	\$109.60	\$109.60	\$109.60	\$109.60	\$109.60	\$212.06
5.	Medical Care	\$84.00	\$169.41	\$147.40	\$190.89	\$196.09	\$212.38	\$246.94
6.	Miscellaneous	\$64.72	\$110.45	\$115.10	\$149.79	\$129.23	\$196.83	\$178.80
7.	Taxes	\$107.84	\$132.74	\$148.29	\$207.56	\$134.02	\$366.31	\$274.20
8.	Earned Income Tax Credit (-)	\$0.00	(\$148.15)	(\$137.38)	(\$158.32)	(\$225.50)	\$0.00	(\$59.11)
9.	Child Care Tax Credit (-)	\$0.00	(\$36.90)	(\$47.00)	(\$74.05)	(\$26.20)	(\$80.00)	(\$88.00)
10.	MONTHLY SELF-SUFFICIENCY WAGE	\$819.74	\$1,162.63	\$1,230.02	\$1,622.82	\$1,303.84	\$2,451.48	\$2,093.91
11.	HOURLY SELF-SUFFICIENCY WAGE	\$4.66	\$6.61	\$6.99	\$9.22	\$7.41	\$13.93	\$5.95 per adult

The Self-Sufficiency Standard for Rains County, TX, 1996

Selected Family Types

Monthly Costs		Single Adult	Adult + Infant	Adult + preschool	Adult + Infant preschool	Adult + schoolage teenager	Adult + Infant preschool schoolage	2 Adults + Infant preschool
1.	Housing	\$341.00	\$412.00	\$412.00	\$412.00	\$412.00	\$572.00	\$412.00
2.	Child Care	\$0.00	\$245.52	\$267.96	\$513.48	\$171.82	\$685.30	\$513.48
3.	Food	\$153.48	\$225.28	\$233.09	\$303.24	\$400.26	\$407.90	\$434.90
4.	Transportation	\$105.71	\$109.60	\$109.60	\$109.60	\$109.60	\$109.60	\$212.06
5.	Medical Care	\$84.00	\$169.41	\$147.40	\$190.89	\$196.09	\$212.38	\$246.94
6.	Miscellaneous	\$68.42	\$116.18	\$117.00	\$152.92	\$128.98	\$198.72	\$181.94
7.	Taxes	\$120.06	\$151.90	\$154.66	\$218.77	\$133.12	\$372.53	\$288.35
8.	Earned Income Tax Credit (-)	\$0.00	(\$134.88)	(\$132.98)	(\$148.07)	(\$226.32)	\$0.00	(\$46.13)
9.	Child Care Tax Credit (-)	\$0.00	(\$49.35)	(\$51.14)	(\$81.35)	(\$25.61)	(\$80.00)	(\$88.00)
10.	MONTHLY SELF-SUFFICIENCY WAGE	\$872.66	\$1,245.66	\$1,257.60	\$1,671.49	\$1,299.93	\$2,478.43	\$2,155.54
11.	HOURLY SELF-SUFFICIENCY WAGE	\$4.96	\$7.08	\$7.15	\$9.50	\$7.39	\$14.08	\$6.12 per adult

The Self-Sufficiency Standard for Reagan County, TX, 1996

Selected Family Types

Monthly Costs		Single Adult	Adult + Infant	Adult + preschool	Adult + Infant preschool	Adult + schoolage teenager	Adult + Infant preschool schoolage	2 Adults + Infant preschool
1.	Housing	\$341.00	\$453.00	\$453.00	\$453.00	\$453.00	\$569.00	\$453.00
2.	Child Care	\$0.00	\$251.68	\$254.54	\$506.22	\$148.72	\$654.94	\$506.22
3.	Food	\$153.48	\$225.28	\$233.09	\$303.24	\$400.26	\$407.90	\$434.90
4.	Transportation	\$105.71	\$109.60	\$109.60	\$109.60	\$109.60	\$109.60	\$212.06
5.	Medical Care	\$84.00	\$169.41	\$147.40	\$190.89	\$196.09	\$212.38	\$246.94
6.	Miscellaneous	\$68.42	\$120.90	\$119.76	\$156.30	\$130.77	\$195.38	\$185.31
7.	Taxes	\$120.06	\$169.74	\$165.04	\$230.84	\$139.52	\$361.52	\$305.19
8.	Earned Income Tax Credit (-)	\$0.00	(\$122.51)	(\$125.78)	(\$137.05)	(\$220.47)	\$0.00	(\$30.67)
9.	Child Care Tax Credit (-)	\$0.00	(\$54.00)	(\$54.00)	(\$89.20)	(\$29.78)	(\$80.00)	(\$84.00)
10.	MONTHLY SELF-SUFFICIENCY WAGE	\$872.66	\$1,323.10	\$1,302.65	\$1,723.84	\$1,327.71	\$2,430.71	\$2,228.95
11.	HOURLY SELF-SUFFICIENCY WAGE	\$4.96	\$7.52	\$7.40	\$9.79	\$7.54	\$13.81	\$6.33 per adult

The Self-Sufficiency Standard for Real County, TX, 1996
Selected Family Types

Monthly Costs		Single Adult	Adult + infant	Adult + preschool	Adult + infant preschool	Adult + schoolage teenager	Adult + infant preschool schoolage	2 Adults + infant preschool
1.	Housing	\$304.00	\$367.00	\$367.00	\$367.00	\$367.00	\$492.00	\$367.00
2.	Child Care	\$0.00	\$248.60	\$342.54	\$591.14	\$242.00	\$833.14	\$591.14
3.	Food	\$153.48	\$225.28	\$233.09	\$303.24	\$400.26	\$407.90	\$434.90
4.	Transportation	\$105.71	\$109.60	\$109.60	\$109.60	\$109.60	\$109.60	\$212.06
5.	Medical Care	\$84.00	\$169.41	\$147.40	\$190.89	\$196.09	\$212.38	\$246.94
6.	Miscellaneous	\$64.72	\$111.99	\$119.96	\$156.19	\$131.50	\$205.50	\$185.20
7.	Taxes	\$107.84	\$137.89	\$165.86	\$230.46	\$142.13	\$394.93	\$304.70
8.	Earned Income Tax Credit (-)	\$0.00	(\$144.59)	(\$125.20)	(\$137.40)	(\$218.09)	\$0.00	(\$31.12)
9.	Child Care Tax Credit (-)	\$0.00	(\$40.24)	(\$54.00)	(\$88.95)	(\$31.48)	(\$80.00)	(\$84.00)
10.	MONTHLY SELF-SUFFICIENCY WAGE	\$819.74	\$1,184.94	\$1,306.26	\$1,722.17	\$1,339.00	\$2,575.45	\$2,226.83
11.	HOURLY SELF-SUFFICIENCY WAGE	\$4.66	\$6.73	\$7.42	\$9.79	\$7.61	\$14.63	\$6.33 per adult

The Self-Sufficiency Standard for Red River County, TX, 1996
Selected Family Types

Monthly Costs		Single Adult	Adult + infant	Adult + preschool	Adult + infant preschool	Adult + schoolage teenager	Adult + infant preschool schoolage	2 Adults + infant preschool
1.	Housing	\$339.00	\$380.00	\$380.00	\$380.00	\$380.00	\$492.00	\$380.00
2.	Child Care	\$0.00	\$245.52	\$259.60	\$505.12	\$257.84	\$762.96	\$505.12
3.	Food	\$153.48	\$225.28	\$233.09	\$303.24	\$400.26	\$407.90	\$434.90
4.	Transportation	\$105.71	\$109.60	\$109.60	\$109.60	\$109.60	\$109.60	\$212.06
5.	Medical Care	\$84.00	\$169.41	\$147.40	\$190.89	\$196.09	\$212.38	\$246.94
6.	Miscellaneous	\$68.22	\$112.98	\$112.97	\$148.89	\$134.38	\$198.48	\$177.90
7.	Taxes	\$119.40	\$141.21	\$141.16	\$204.34	\$152.44	\$371.76	\$270.13
8.	Earned Income Tax Credit (-)	\$0.00	(\$142.29)	(\$142.32)	(\$161.26)	(\$208.67)	\$0.00	(\$62.84)
9.	Child Care Tax Credit (-)	\$0.00	(\$42.40)	(\$42.37)	(\$71.95)	(\$38.19)	(\$80.00)	(\$88.00)
10.	MONTHLY SELF-SUFFICIENCY WAGE	\$869.80	\$1,199.31	\$1,199.13	\$1,608.86	\$1,383.76	\$2,475.08	\$2,076.22
11.	HOURLY SELF-SUFFICIENCY WAGE	\$4.94	\$6.81	\$6.81	\$9.14	\$7.86	\$14.06	\$5.90 per adult

The Self-Sufficiency Standard for Reeves County, TX, 1996
Selected Family Types

Monthly Costs		Single Adult	Adult + Infant	Adult + preschool	Adult + Infant preschool	Adult + schoolage teenager	Adult + Infant preschool schoolage	2 Adults + Infant preschool
1.	Housing	\$304.00	\$367.00	\$367.00	\$367.00	\$367.00	\$492.00	\$367.00
2.	Child Care	\$0.00	\$257.84	\$296.12	\$553.96	\$233.20	\$787.16	\$553.96
3.	Food	\$153.48	\$225.28	\$233.09	\$303.24	\$400.26	\$407.90	\$434.90
4.	Transportation	\$105.71	\$109.60	\$109.60	\$109.60	\$109.60	\$109.60	\$212.06
5.	Medical Care	\$84.00	\$169.41	\$147.40	\$190.89	\$196.09	\$212.38	\$246.94
6.	Miscellaneous	\$64.72	\$112.91	\$115.32	\$152.47	\$130.62	\$200.90	\$181.49
7.	Taxes	\$107.84	\$140.98	\$149.03	\$217.16	\$138.98	\$379.75	\$286.31
8.	Earned Income Tax Credit (-)	\$0.00	(\$142.45)	(\$136.87)	(\$149.55)	(\$220.97)	\$0.00	(\$48.00)
9.	Child Care Tax Credit (-)	\$0.00	(\$42.25)	(\$47.48)	(\$80.30)	(\$29.43)	(\$80.00)	(\$88.00)
10.	MONTHLY SELF-SUFFICIENCY WAGE	\$819.74	\$1,198.33	\$1,233.20	\$1,664.47	\$1,325.35	\$2,509.69	\$2,146.65
11.	HOURLY SELF-SUFFICIENCY WAGE	\$4.66	\$6.81	\$7.01	\$9.46	\$7.53	\$14.26	\$6.10 per adult

The Self-Sufficiency Standard for Refugio County, TX, 1996
Selected Family Types

Monthly Costs		Single Adult	Adult + Infant	Adult + preschool	Adult + Infant preschool	Adult + schoolage teenager	Adult + Infant preschool schoolage	2 Adults + Infant preschool
1.	Housing	\$304.00	\$367.00	\$367.00	\$367.00	\$367.00	\$492.00	\$367.00
2.	Child Care	\$0.00	\$257.84	\$300.74	\$558.58	\$238.26	\$796.84	\$558.58
3.	Food	\$153.48	\$225.28	\$233.09	\$303.24	\$400.26	\$407.90	\$434.90
4.	Transportation	\$105.71	\$109.60	\$109.60	\$109.60	\$109.60	\$109.60	\$212.06
5.	Medical Care	\$84.00	\$169.41	\$147.40	\$190.89	\$196.09	\$212.38	\$246.94
6.	Miscellaneous	\$64.72	\$112.91	\$115.78	\$152.93	\$131.12	\$201.87	\$181.95
7.	Taxes	\$107.84	\$140.98	\$150.57	\$218.81	\$140.79	\$382.95	\$288.40
8.	Earned Income Tax Credit (-)	\$0.00	(\$142.45)	(\$135.80)	(\$148.04)	(\$219.32)	\$0.00	(\$46.09)
9.	Child Care Tax Credit (-)	\$0.00	(\$42.25)	(\$48.48)	(\$81.37)	(\$30.60)	(\$80.00)	(\$88.00)
10.	MONTHLY SELF-SUFFICIENCY WAGE	\$819.74	\$1,198.33	\$1,239.90	\$1,671.64	\$1,333.20	\$2,523.53	\$2,155.73
11.	HOURLY SELF-SUFFICIENCY WAGE	\$4.66	\$6.81	\$7.04	\$9.50	\$7.57	\$14.34	\$6.12 per adult

The Self-Sufficiency Standard for Roberts County, TX, 1996
Selected Family Types

Monthly Costs		Single Adult	Adult + Infant	Adult + preschool	Adult + Infant preschool	Adult + schoolage teenager	Adult + Infant preschool schoolage	2 Adults + Infant preschool
1.	Housing	\$307.00	\$367.00	\$367.00	\$367.00	\$367.00	\$492.00	\$367.00
2.	Child Care	\$0.00	\$245.52	\$281.38	\$526.90	\$141.24	\$668.14	\$526.90
3.	Food	\$153.48	\$225.28	\$233.09	\$303.24	\$400.26	\$407.90	\$434.90
4.	Transportation	\$105.71	\$109.60	\$109.60	\$109.60	\$109.60	\$109.60	\$212.06
5.	Medical Care	\$84.00	\$169.41	\$147.40	\$190.89	\$196.09	\$212.38	\$246.94
6.	Miscellaneous	\$65.02	\$111.68	\$113.85	\$149.76	\$121.42	\$189.00	\$178.78
7.	Taxes	\$108.83	\$136.86	\$144.10	\$207.48	\$106.08	\$335.87	\$274.10
8.	Earned Income Tax Credit (-)	\$0.00	(\$145.30)	(\$140.29)	(\$158.39)	(\$251.02)	(\$11.66)	(\$59.20)
9.	Child Care Tax Credit (-)	\$0.00	(\$39.57)	(\$44.28)	(\$74.00)	(\$8.02)	(\$84.00)	(\$88.00)
10.	MONTHLY SELF-SUFFICIENCY WAGE	\$824.03	\$1,180.48	\$1,211.85	\$1,622.48	\$1,182.65	\$2,319.22	\$2,093.47
11.	HOURLY SELF-SUFFICIENCY WAGE	\$4.68	\$6.71	\$6.89	\$9.22	\$6.72	\$13.18	\$5.95 per adult

The Self-Sufficiency Standard for Robertson County, TX, 1996
Selected Family Types

Monthly Costs		Single Adult	Adult + Infant	Adult + preschool	Adult + Infant preschool	Adult + schoolage teenager	Adult + Infant preschool schoolage	2 Adults + Infant preschool
1.	Housing	\$348.00	\$390.00	\$390.00	\$390.00	\$390.00	\$492.00	\$390.00
2.	Child Care	\$0.00	\$297.00	\$289.52	\$586.52	\$289.52	\$876.04	\$586.52
3.	Food	\$153.48	\$225.28	\$233.09	\$303.24	\$400.26	\$407.90	\$434.90
4.	Transportation	\$105.71	\$109.60	\$109.60	\$109.60	\$109.60	\$109.60	\$212.06
5.	Medical Care	\$84.00	\$169.41	\$147.40	\$190.89	\$196.09	\$212.38	\$246.94
6.	Miscellaneous	\$69.12	\$119.13	\$116.96	\$158.03	\$138.55	\$209.79	\$187.04
7.	Taxes	\$122.37	\$162.41	\$154.51	\$237.03	\$167.35	\$409.10	\$313.00
8.	Earned Income Tax Credit (-)	\$0.00	(\$127.60)	(\$133.08)	(\$131.39)	(\$195.05)	\$0.00	(\$23.51)
9.	Child Care Tax Credit (-)	\$0.00	(\$54.00)	(\$51.04)	(\$93.23)	(\$47.89)	(\$80.00)	(\$84.00)
10.	MONTHLY SELF-SUFFICIENCY WAGE	\$882.67	\$1,291.23	\$1,256.96	\$1,750.69	\$1,448.43	\$2,636.80	\$2,262.95
11.	HOURLY SELF-SUFFICIENCY WAGE	\$5.02	\$7.34	\$7.14	\$9.95	\$8.23	\$14.98	\$6.43 per adult

The Self-Sufficiency Standard for Runnels County, TX, 1996

Selected Family Types

Monthly Costs		Single Adult	Adult + Infant	Adult + preschool	Adult + Infant preschool	Adult + schoolage teenager	Adult + Infant preschool schoolage	2 Adults + Infant preschool
1.	Housing	\$304.00	\$367.00	\$367.00	\$367.00	\$367.00	\$492.00	\$367.00
2.	Child Care	\$0.00	\$245.52	\$249.92	\$495.44	\$184.14	\$679.58	\$495.44
3.	Food	\$153.48	\$225.28	\$233.09	\$303.24	\$400.26	\$407.90	\$434.90
4.	Transportation	\$105.71	\$109.60	\$109.60	\$109.60	\$109.60	\$109.60	\$212.06
5.	Medical Care	\$84.00	\$169.41	\$147.40	\$190.89	\$196.09	\$212.38	\$246.94
6.	Miscellaneous	\$64.72	\$111.68	\$110.70	\$146.62	\$125.71	\$190.15	\$175.63
7.	Taxes	\$107.84	\$136.86	\$133.58	\$196.22	\$121.43	\$342.64	\$259.90
8.	Earned Income Tax Credit (-)	\$0.00	(\$145.30)	(\$147.57)	(\$168.68)	(\$237.00)	(\$5.43)	(\$72.22)
9.	Child Care Tax Credit (-)	\$0.00	(\$39.57)	(\$37.44)	(\$66.67)	(\$18.01)	(\$80.00)	(\$88.00)
10.	MONTHLY SELF-SUFFICIENCY WAGE	\$819.74	\$1,180.48	\$1,166.28	\$1,573.66	\$1,249.22	\$2,348.81	\$2,031.65
11.	HOURLY SELF-SUFFICIENCY WAGE	\$4.66	\$6.71	\$6.63	\$8.94	\$7.10	\$13.35	\$5.77 per adult

The Self-Sufficiency Standard for Rusk County, TX, 1996

Selected Family Types

Monthly Costs		Single Adult	Adult + Infant	Adult + preschool	Adult + Infant preschool	Adult + schoolage teenager	Adult + Infant preschool schoolage	2 Adults + Infant preschool
1.	Housing	\$304.00	\$367.00	\$367.00	\$367.00	\$367.00	\$492.00	\$367.00
2.	Child Care	\$0.00	\$245.52	\$267.96	\$513.48	\$171.82	\$685.30	\$513.48
3.	Food	\$153.48	\$225.28	\$233.09	\$303.24	\$400.26	\$407.90	\$434.90
4.	Transportation	\$105.71	\$109.60	\$109.60	\$109.60	\$109.60	\$109.60	\$212.06
5.	Medical Care	\$84.00	\$169.41	\$147.40	\$190.89	\$196.09	\$212.38	\$246.94
6.	Miscellaneous	\$64.72	\$111.68	\$112.50	\$148.42	\$124.48	\$190.72	\$177.44
7.	Taxes	\$107.84	\$136.86	\$139.61	\$202.68	\$117.02	\$345.22	\$268.04
8.	Earned Income Tax Credit (-)	\$0.00	(\$145.30)	(\$143.39)	(\$162.78)	(\$241.03)	(\$3.06)	(\$64.76)
9.	Child Care Tax Credit (-)	\$0.00	(\$39.57)	(\$41.36)	(\$70.87)	(\$15.14)	(\$80.00)	(\$88.00)
10.	MONTHLY SELF-SUFFICIENCY WAGE	\$819.74	\$1,180.48	\$1,192.41	\$1,601.66	\$1,230.10	\$2,360.05	\$2,067.10
11.	HOURLY SELF-SUFFICIENCY WAGE	\$4.66	\$6.71	\$6.78	\$9.10	\$6.99	\$13.41	\$5.87 per adult

The Self-Sufficiency Standard for Sabine County, TX, 1996
Selected Family Types

Monthly Costs		Single Adult	Adult + Infant	Adult + preschool	Adult + Infant preschool	Adult + schoolage teenager	Adult + Infant preschool schoolage	2 Adults + Infant preschool
1.	Housing	\$304.00	\$367.00	\$367.00	\$367.00	\$367.00	\$492.00	\$367.00
2.	Child Care	\$0.00	\$228.36	\$286.00	\$514.36	\$245.96	\$760.32	\$514.36
3.	Food	\$153.48	\$225.28	\$233.09	\$303.24	\$400.26	\$407.90	\$434.90
4.	Transportation	\$105.71	\$109.60	\$109.60	\$109.60	\$109.60	\$109.60	\$212.06
5.	Medical Care	\$84.00	\$169.41	\$147.40	\$190.89	\$196.09	\$212.38	\$246.94
6.	Miscellaneous	\$64.72	\$109.97	\$114.31	\$148.51	\$131.89	\$198.22	\$177.53
7.	Taxes	\$107.84	\$131.12	\$145.64	\$202.99	\$143.54	\$370.89	\$268.44
8.	Earned Income Tax Credit (-)	\$0.00	(\$149.27)	(\$139.22)	(\$162.49)	(\$216.80)	\$0.00	(\$64.39)
9.	Child Care Tax Credit (-)	\$0.00	(\$35.84)	(\$45.28)	(\$71.08)	(\$32.40)	(\$80.00)	(\$88.00)
10.	MONTHLY SELF-SUFFICIENCY WAGE	\$819.74	\$1,155.62	\$1,218.54	\$1,603.02	\$1,345.15	\$2,471.30	\$2,068.83
11.	HOURLY SELF-SUFFICIENCY WAGE	\$4.66	\$6.57	\$6.92	\$9.11	\$7.64	\$14.04	\$5.88 per adult

The Self-Sufficiency Standard for San Augustine County, TX, 1996
Selected Family Types

Monthly Costs		Single Adult	Adult + Infant	Adult + preschool	Adult + Infant preschool	Adult + schoolage teenager	Adult + Infant preschool schoolage	2 Adults + Infant preschool
1.	Housing	\$304.00	\$367.00	\$367.00	\$367.00	\$367.00	\$492.00	\$367.00
2.	Child Care	\$0.00	\$228.36	\$286.00	\$514.36	\$245.96	\$760.32	\$514.36
3.	Food	\$153.48	\$225.28	\$233.09	\$303.24	\$400.26	\$407.90	\$434.90
4.	Transportation	\$105.71	\$109.60	\$109.60	\$109.60	\$109.60	\$109.60	\$212.06
5.	Medical Care	\$84.00	\$169.41	\$147.40	\$190.89	\$196.09	\$212.38	\$246.94
6.	Miscellaneous	\$64.72	\$109.97	\$114.31	\$148.51	\$131.89	\$198.22	\$177.53
7.	Taxes	\$107.84	\$131.12	\$145.64	\$202.99	\$143.54	\$370.89	\$268.44
8.	Earned Income Tax Credit (-)	\$0.00	(\$149.27)	(\$139.22)	(\$162.49)	(\$216.80)	\$0.00	(\$64.39)
9.	Child Care Tax Credit (-)	\$0.00	(\$35.84)	(\$45.28)	(\$71.08)	(\$32.40)	(\$80.00)	(\$88.00)
10.	MONTHLY SELF-SUFFICIENCY WAGE	\$819.74	\$1,155.62	\$1,218.54	\$1,603.02	\$1,345.15	\$2,471.30	\$2,068.83
11.	HOURLY SELF-SUFFICIENCY WAGE	\$4.66	\$6.57	\$6.92	\$9.11	\$7.64	\$14.04	\$5.88 per adult

The Self-Sufficiency Standard for San Jacinto County, TX, 1996

Selected Family Types

Monthly Costs		Single Adult	Adult + Infant	Adult + preschool	Adult + Infant preschool	Adult + schoolage teenager	Adult + Infant preschool schoolage	2 Adults + Infant preschool
1.	Housing	\$311.00	\$367.00	\$367.00	\$367.00	\$367.00	\$492.00	\$367.00
2.	Child Care	\$0.00	\$228.36	\$286.00	\$514.36	\$245.96	\$760.32	\$514.36
3.	Food	\$153.48	\$225.28	\$233.09	\$303.24	\$400.26	\$407.90	\$434.90
4.	Transportation	\$105.71	\$109.60	\$109.60	\$109.60	\$109.60	\$109.60	\$212.06
5.	Medical Care	\$84.00	\$169.41	\$147.40	\$190.89	\$196.09	\$212.38	\$246.94
6.	Miscellaneous	\$65.42	\$109.97	\$114.31	\$148.51	\$131.89	\$198.22	\$177.53
7.	Taxes	\$110.15	\$131.12	\$145.64	\$202.99	\$143.54	\$370.89	\$268.44
8.	Earned Income Tax Credit (-)	\$0.00	(\$149.27)	(\$139.22)	(\$162.49)	(\$216.80)	\$0.00	(\$64.39)
9.	Child Care Tax Credit (-)	\$0.00	(\$35.84)	(\$45.28)	(\$71.08)	(\$32.40)	(\$80.00)	(\$88.00)
10.	MONTHLY SELF-SUFFICIENCY WAGE	\$829.75	\$1,155.62	\$1,218.54	\$1,603.02	\$1,345.15	\$2,471.30	\$2,068.83
11.	HOURLY SELF-SUFFICIENCY WAGE	\$4.71	\$6.57	\$6.92	\$9.11	\$7.64	\$14.04	\$5.88 per adult

The Self-Sufficiency Standard for San Saba County, TX, 1996

Selected Family Types

Monthly Costs		Single Adult	Adult + Infant	Adult + preschool	Adult + Infant preschool	Adult + schoolage teenager	Adult + Infant preschool schoolage	2 Adults + Infant preschool
1.	Housing	\$304.00	\$367.00	\$367.00	\$367.00	\$367.00	\$492.00	\$367.00
2.	Child Care	\$0.00	\$245.52	\$270.38	\$515.90	\$211.20	\$727.10	\$515.90
3.	Food	\$153.48	\$225.28	\$233.09	\$303.24	\$400.26	\$407.90	\$434.90
4.	Transportation	\$105.71	\$109.60	\$109.60	\$109.60	\$109.60	\$109.60	\$212.06
5.	Medical Care	\$84.00	\$169.41	\$147.40	\$190.89	\$196.09	\$212.38	\$246.94
6.	Miscellaneous	\$64.72	\$111.68	\$112.75	\$148.66	\$128.42	\$194.90	\$177.68
7.	Taxes	\$107.84	\$136.86	\$140.42	\$203.54	\$131.11	\$359.92	\$269.13
8.	Earned Income Tax Credit (-)	\$0.00	(\$145.30)	(\$142.83)	(\$161.99)	(\$228.16)	\$0.00	(\$63.76)
9.	Child Care Tax Credit (-)	\$0.00	(\$39.57)	(\$41.89)	(\$71.44)	(\$24.31)	(\$80.00)	(\$88.00)
10.	MONTHLY SELF-SUFFICIENCY WAGE	\$819.74	\$1,180.48	\$1,195.92	\$1,605.41	\$1,291.21	\$2,423.79	\$2,071.86
11.	HOURLY SELF-SUFFICIENCY WAGE	\$4.66	\$6.71	\$6.79	\$9.12	\$7.34	\$13.77	\$5.89 per adult

The Self-Sufficiency Standard for Schleicher County, TX, 1996
Selected Family Types

Monthly Costs		Single Adult	Adult + Infant	Adult + preschool	Adult + Infant preschool	Adult + schoolage teenager	Adult + Infant preschool schoolage	2 Adults + Infant preschool
1.	Housing	\$304.00	\$367.00	\$367.00	\$367.00	\$367.00	\$492.00	\$367.00
2.	Child Care	\$0.00	\$251.68	\$254.54	\$506.22	\$148.72	\$654.94	\$506.22
3.	Food	\$153.48	\$225.28	\$233.09	\$303.24	\$400.26	\$407.90	\$434.90
4.	Transportation	\$105.71	\$109.60	\$109.60	\$109.60	\$109.60	\$109.60	\$212.06
5.	Medical Care	\$84.00	\$169.41	\$147.40	\$190.89	\$196.09	\$212.38	\$246.94
6.	Miscellaneous	\$64.72	\$112.30	\$111.16	\$147.70	\$122.17	\$187.68	\$176.71
7.	Taxes	\$107.84	\$138.92	\$135.13	\$200.08	\$108.76	\$329.91	\$264.76
8.	Earned Income Tax Credit (-)	\$0.00	(\$143.87)	(\$146.50)	(\$165.15)	(\$248.58)	(\$17.12)	(\$67.76)
9.	Child Care Tax Credit (-)	\$0.00	(\$40.91)	(\$38.45)	(\$69.18)	(\$9.76)	(\$84.00)	(\$88.00)
10.	MONTHLY SELF-SUFFICIENCY WAGE	\$819.74	\$1,189.40	\$1,172.97	\$1,590.39	\$1,194.25	\$2,293.28	\$2,052.83
11.	HOURLY SELF-SUFFICIENCY WAGE	\$4.66	\$6.76	\$6.66	\$9.04	\$6.79	\$13.03	\$5.83 per adult

The Self-Sufficiency Standard for Scurry County, TX, 1996
Selected Family Types

Monthly Costs		Single Adult	Adult + Infant	Adult + preschool	Adult + Infant preschool	Adult + schoolage teenager	Adult + Infant preschool schoolage	2 Adults + Infant preschool
1.	Housing	\$304.00	\$381.00	\$381.00	\$381.00	\$381.00	\$531.00	\$381.00
2.	Child Care	\$0.00	\$245.52	\$249.92	\$495.44	\$184.14	\$679.58	\$495.44
3.	Food	\$153.48	\$225.28	\$233.09	\$303.24	\$400.26	\$407.90	\$434.90
4.	Transportation	\$105.71	\$109.60	\$109.60	\$109.60	\$109.60	\$109.60	\$212.06
5.	Medical Care	\$84.00	\$169.41	\$147.40	\$190.89	\$196.09	\$212.38	\$246.94
6.	Miscellaneous	\$64.72	\$113.08	\$112.10	\$148.02	\$127.11	\$194.05	\$177.03
7.	Taxes	\$107.84	\$141.54	\$138.26	\$201.23	\$126.44	\$357.11	\$266.21
8.	Earned Income Tax Credit (-)	\$0.00	(\$142.06)	(\$144.33)	(\$164.10)	(\$232.43)	\$0.00	(\$66.43)
9.	Child Care Tax Credit (-)	\$0.00	(\$42.61)	(\$40.48)	(\$69.93)	(\$21.27)	(\$80.00)	(\$88.00)
10.	MONTHLY SELF-SUFFICIENCY WAGE	\$819.74	\$1,200.76	\$1,186.56	\$1,595.39	\$1,270.94	\$2,411.61	\$2,059.16
11.	HOURLY SELF-SUFFICIENCY WAGE	\$4.66	\$6.82	\$6.74	\$9.06	\$7.22	\$13.70	\$5.85 per adult

The Self-Sufficiency Standard for Shackelford County, TX, 1996

Selected Family Types

Monthly Costs		Single Adult	Adult + Infant	Adult + preschool	Adult + Infant preschool	Adult + schoolage teenager	Adult + Infant preschool schoolage	2 Adults + Infant preschool
1.	Housing	\$304.00	\$367.00	\$367.00	\$367.00	\$367.00	\$492.00	\$367.00
2.	Child Care	\$0.00	\$245.52	\$249.92	\$495.44	\$184.14	\$679.58	\$495.44
3.	Food	\$153.48	\$225.28	\$233.09	\$303.24	\$400.26	\$407.90	\$434.90
4.	Transportation	\$105.71	\$109.60	\$109.60	\$109.60	\$109.60	\$109.60	\$212.06
5.	Medical Care	\$84.00	\$169.41	\$147.40	\$190.89	\$196.09	\$212.38	\$246.94
6.	Miscellaneous	\$64.72	\$111.68	\$110.70	\$146.62	\$125.71	\$190.15	\$175.63
7.	Taxes	\$107.84	\$136.86	\$133.58	\$196.22	\$121.43	\$342.64	\$259.90
8.	Earned Income Tax Credit (-)	\$0.00	(\$145.30)	(\$147.57)	(\$168.68)	(\$237.00)	(\$5.43)	(\$72.22)
9.	Child Care Tax Credit (-)	\$0.00	(\$39.57)	(\$37.44)	(\$66.67)	(\$18.01)	(\$80.00)	(\$88.00)
10.	MONTHLY SELF-SUFFICIENCY WAGE	\$819.74	\$1,180.48	\$1,166.28	\$1,573.66	\$1,249.22	\$2,348.81	\$2,031.65
11.	HOURLY SELF-SUFFICIENCY WAGE	\$4.66	\$6.71	\$6.63	\$8.94	\$7.10	\$13.35	\$5.77 per adult

The Self-Sufficiency Standard for Shelby County, TX, 1996

Selected Family Types

Monthly Costs		Single Adult	Adult + Infant	Adult + preschool	Adult + Infant preschool	Adult + schoolage teenager	Adult + Infant preschool schoolage	2 Adults + Infant preschool
1.	Housing	\$304.00	\$367.00	\$367.00	\$367.00	\$367.00	\$492.00	\$367.00
2.	Child Care	\$0.00	\$228.36	\$286.00	\$514.36	\$245.96	\$760.32	\$514.36
3.	Food	\$153.48	\$225.28	\$233.09	\$303.24	\$400.26	\$407.90	\$434.90
4.	Transportation	\$105.71	\$109.60	\$109.60	\$109.60	\$109.60	\$109.60	\$212.06
5.	Medical Care	\$84.00	\$169.41	\$147.40	\$190.89	\$196.09	\$212.38	\$246.94
6.	Miscellaneous	\$64.72	\$109.97	\$114.31	\$148.51	\$131.89	\$198.22	\$177.53
7.	Taxes	\$107.84	\$131.12	\$145.64	\$202.99	\$143.54	\$370.89	\$268.44
8.	Earned Income Tax Credit (-)	\$0.00	(\$149.27)	(\$139.22)	(\$162.49)	(\$216.80)	\$0.00	(\$64.39)
9.	Child Care Tax Credit (-)	\$0.00	(\$35.84)	(\$45.28)	(\$71.08)	(\$32.40)	(\$80.00)	(\$88.00)
10.	MONTHLY SELF-SUFFICIENCY WAGE	\$819.74	\$1,155.62	\$1,218.54	\$1,603.02	\$1,345.15	\$2,471.30	\$2,068.83
11.	HOURLY SELF-SUFFICIENCY WAGE	\$4.66	\$6.57	\$6.92	\$9.11	\$7.64	\$14.04	\$5.88 per adult

The Self-Sufficiency Standard for Sherman County, TX, 1996

Selected Family Types

Monthly Costs		Single Adult	Adult + Infant	Adult + preschool	Adult + Infant preschool	Adult + schoolage teenager	Adult + Infant preschool schoolage	2 Adults + Infant preschool
1.	Housing	\$304.00	\$367.00	\$367.00	\$367.00	\$367.00	\$492.00	\$367.00
2.	Child Care	\$0.00	\$245.52	\$281.38	\$526.90	\$141.24	\$668.14	\$526.90
3.	Food	\$153.48	\$225.28	\$233.09	\$303.24	\$400.26	\$407.90	\$434.90
4.	Transportation	\$105.71	\$109.60	\$109.60	\$109.60	\$109.60	\$109.60	\$212.06
5.	Medical Care	\$84.00	\$169.41	\$147.40	\$190.89	\$196.09	\$212.38	\$246.94
6.	Miscellaneous	\$64.72	\$111.68	\$113.85	\$149.76	\$121.42	\$189.00	\$178.78
7.	Taxes	\$107.84	\$136.86	\$144.10	\$207.48	\$106.08	\$335.87	\$274.10
8.	Earned Income Tax Credit (-)	\$0.00	(\$145.30)	(\$140.29)	(\$158.39)	(\$251.02)	(\$11.66)	(\$59.20)
9.	Child Care Tax Credit (-)	\$0.00	(\$39.57)	(\$44.28)	(\$74.00)	(\$8.02)	(\$84.00)	(\$88.00)
10.	MONTHLY SELF-SUFFICIENCY WAGE	\$819.74	\$1,180.48	\$1,211.85	\$1,622.48	\$1,182.65	\$2,319.22	\$2,093.47
11.	HOURLY SELF-SUFFICIENCY WAGE	\$4.66	\$6.71	\$6.89	\$9.22	\$6.72	\$13.18	\$5.95 per adult

The Self-Sufficiency Standard for Somervell County, TX, 1996

Selected Family Types

Monthly Costs		Single Adult	Adult + Infant	Adult + preschool	Adult + Infant preschool	Adult + schoolage teenager	Adult + Infant preschool schoolage	2 Adults + Infant preschool
1.	Housing	\$339.00	\$380.00	\$380.00	\$380.00	\$380.00	\$522.00	\$380.00
2.	Child Care	\$0.00	\$345.84	\$372.90	\$718.74	\$298.32	\$1,017.06	\$718.74
3.	Food	\$153.48	\$225.28	\$233.09	\$303.24	\$400.26	\$407.90	\$434.90
4.	Transportation	\$105.71	\$109.60	\$109.60	\$109.60	\$109.60	\$109.60	\$212.06
5.	Medical Care	\$84.00	\$169.41	\$147.40	\$190.89	\$196.09	\$212.38	\$246.94
6.	Miscellaneous	\$68.22	\$123.01	\$124.30	\$170.25	\$138.43	\$226.89	\$199.26
7.	Taxes	\$119.40	\$179.25	\$184.58	\$294.30	\$166.92	\$465.57	\$361.41
8.	Earned Income Tax Credit (-)	\$0.00	(\$115.89)	(\$112.19)	(\$78.85)	(\$195.44)	\$0.00	\$0.00
9.	Child Care Tax Credit (-)	\$0.00	(\$52.00)	(\$52.00)	(\$88.00)	(\$47.61)	(\$80.00)	(\$80.00)
10.	MONTHLY SELF-SUFFICIENCY WAGE	\$869.80	\$1,364.50	\$1,387.68	\$2,000.17	\$1,446.57	\$2,881.40	\$2,473.32
11.	HOURLY SELF-SUFFICIENCY WAGE	\$4.94	\$7.75	\$7.88	\$11.36	\$8.22	\$16.37	\$7.03 per adult

The Self-Sufficiency Standard for Starr County, TX, 1996

Selected Family Types

Monthly Costs		Single Adult	Adult + Infant	Adult + preschool	Adult + Infant preschool	Adult + schoolage teenager	Adult + Infant preschool schoolage	2 Adults + Infant preschool
1.	Housing	\$304.00	\$367.00	\$367.00	\$367.00	\$367.00	\$492.00	\$367.00
2.	Child Care	\$0.00	\$245.52	\$438.24	\$683.76	\$225.06	\$908.82	\$683.76
3.	Food	\$153.48	\$225.28	\$233.09	\$303.24	\$400.26	\$407.90	\$434.90
4.	Transportation	\$105.71	\$109.60	\$109.60	\$109.60	\$109.60	\$109.60	\$212.06
5.	Medical Care	\$84.00	\$169.41	\$147.40	\$190.89	\$196.09	\$212.38	\$246.94
6.	Miscellaneous	\$64.72	\$111.68	\$129.53	\$165.45	\$129.80	\$213.07	\$194.47
7.	Taxes	\$107.84	\$136.86	\$206.27	\$271.04	\$136.07	\$419.92	\$345.57
8.	Earned Income Tax Credit (-)	\$0.00	(\$145.30)	(\$97.11)	(\$100.21)	(\$223.63)	\$0.00	\$0.00
9.	Child Care Tax Credit (-)	\$0.00	(\$39.57)	(\$52.00)	(\$92.00)	(\$27.53)	(\$80.00)	(\$80.00)
10.	MONTHLY SELF-SUFFICIENCY WAGE	\$819.74	\$1,180.48	\$1,482.02	\$1,898.77	\$1,312.72	\$2,683.69	\$2,404.70
11.	HOURLY SELF-SUFFICIENCY WAGE	\$4.66	\$6.71	\$8.42	\$10.79	\$7.46	\$15.25	\$6.83 per adult

The Self-Sufficiency Standard for Stephens County, TX, 1996

Selected Family Types

Monthly Costs		Single Adult	Adult + Infant	Adult + preschool	Adult + Infant preschool	Adult + schoolage teenager	Adult + Infant preschool schoolage	2 Adults + Infant preschool
1.	Housing	\$304.00	\$367.00	\$367.00	\$367.00	\$367.00	\$492.00	\$367.00
2.	Child Care	\$0.00	\$245.52	\$249.92	\$495.44	\$184.14	\$679.58	\$495.44
3.	Food	\$153.48	\$225.28	\$233.09	\$303.24	\$400.26	\$407.90	\$434.90
4.	Transportation	\$105.71	\$109.60	\$109.60	\$109.60	\$109.60	\$109.60	\$212.06
5.	Medical Care	\$84.00	\$169.41	\$147.40	\$190.89	\$196.09	\$212.38	\$246.94
6.	Miscellaneous	\$64.72	\$111.68	\$110.70	\$146.62	\$125.71	\$190.15	\$175.63
7.	Taxes	\$107.84	\$136.86	\$133.58	\$196.22	\$121.43	\$342.64	\$259.90
8.	Earned Income Tax Credit (-)	\$0.00	(\$145.30)	(\$147.57)	(\$168.68)	(\$237.00)	(\$5.43)	(\$72.22)
9.	Child Care Tax Credit (-)	\$0.00	(\$39.57)	(\$37.44)	(\$66.67)	(\$18.01)	(\$80.00)	(\$88.00)
10.	MONTHLY SELF-SUFFICIENCY WAGE	\$819.74	\$1,180.48	\$1,166.28	\$1,573.66	\$1,249.22	\$2,348.81	\$2,031.65
11.	HOURLY SELF-SUFFICIENCY WAGE	\$4.66	\$6.71	\$6.63	\$8.94	\$7.10	\$13.35	\$5.77 per adult

The Self-Sufficiency Standard for Sterling County, TX, 1996

Selected Family Types

Monthly Costs		Single Adult	Adult + infant	Adult + preschool	Adult + infant preschool	Adult + schoolage teenager	Adult + infant preschool schoolage	2 Adults + infant preschool
1.	Housing	\$304.00	\$367.00	\$367.00	\$367.00	\$367.00	\$492.00	\$367.00
2.	Child Care	\$0.00	\$251.68	\$254.54	\$506.22	\$148.72	\$654.94	\$506.22
3.	Food	\$153.48	\$225.28	\$233.09	\$303.24	\$400.26	\$407.90	\$434.90
4.	Transportation	\$105.71	\$109.60	\$109.60	\$109.60	\$109.60	\$109.60	\$212.06
5.	Medical Care	\$84.00	\$169.41	\$147.40	\$190.89	\$196.09	\$212.38	\$246.94
6.	Miscellaneous	\$64.72	\$112.30	\$111.16	\$147.70	\$122.17	\$187.68	\$176.71
7.	Taxes	\$107.84	\$138.92	\$135.13	\$200.08	\$108.76	\$329.91	\$264.76
8.	Earned Income Tax Credit (-)	\$0.00	(\$143.87)	(\$146.50)	(\$165.15)	(\$248.58)	(\$17.12)	(\$67.76)
9.	Child Care Tax Credit (-)	\$0.00	(\$40.91)	(\$38.45)	(\$69.18)	(\$9.76)	(\$84.00)	(\$88.00)
10.	MONTHLY SELF-SUFFICIENCY WAGE	\$819.74	\$1,189.40	\$1,172.97	\$1,590.39	\$1,194.25	\$2,293.28	\$2,052.83
11.	HOURLY SELF-SUFFICIENCY WAGE	\$4.66	\$6.76	\$6.66	\$9.04	\$6.79	\$13.03	\$5.83 per adult

The Self-Sufficiency Standard for Stonewall County, TX, 1996

Selected Family Types

Monthly Costs		Single Adult	Adult + infant	Adult + preschool	Adult + infant preschool	Adult + schoolage teenager	Adult + infant preschool schoolage	2 Adults + infant preschool
1.	Housing	\$304.00	\$367.00	\$367.00	\$367.00	\$367.00	\$492.00	\$367.00
2.	Child Care	\$0.00	\$245.52	\$249.92	\$495.44	\$184.14	\$679.58	\$495.44
3.	Food	\$153.48	\$225.28	\$233.09	\$303.24	\$400.26	\$407.90	\$434.90
4.	Transportation	\$105.71	\$109.60	\$109.60	\$109.60	\$109.60	\$109.60	\$212.06
5.	Medical Care	\$84.00	\$169.41	\$147.40	\$190.89	\$196.09	\$212.38	\$246.94
6.	Miscellaneous	\$64.72	\$111.68	\$110.70	\$146.62	\$125.71	\$190.15	\$175.63
7.	Taxes	\$107.84	\$136.86	\$133.58	\$196.22	\$121.43	\$342.64	\$259.90
8.	Earned Income Tax Credit (-)	\$0.00	(\$145.30)	(\$147.57)	(\$168.68)	(\$237.00)	(\$5.43)	(\$72.22)
9.	Child Care Tax Credit (-)	\$0.00	(\$39.57)	(\$37.44)	(\$66.67)	(\$18.01)	(\$80.00)	(\$88.00)
10.	MONTHLY SELF-SUFFICIENCY WAGE	\$819.74	\$1,180.48	\$1,166.28	\$1,573.66	\$1,249.22	\$2,348.81	\$2,031.65
11.	HOURLY SELF-SUFFICIENCY WAGE	\$4.66	\$6.71	\$6.63	\$8.94	\$7.10	\$13.35	\$5.77 per adult

The Self-Sufficiency Standard for Sutton County, TX, 1996
Selected Family Types

Monthly Costs		Single Adult	Adult + Infant	Adult + preschool	Adult + Infant preschool	Adult + schoolage teenager	Adult + Infant preschool schoolage	2 Adults + Infant preschool
1.	Housing	\$304.00	\$367.00	\$367.00	\$367.00	\$367.00	\$492.00	\$367.00
2.	Child Care	\$0.00	\$251.68	\$254.54	\$506.22	\$148.72	\$654.94	\$506.22
3.	Food	\$153.48	\$225.28	\$233.09	\$303.24	\$400.26	\$407.90	\$434.90
4.	Transportation	\$105.71	\$109.60	\$109.60	\$109.60	\$109.60	\$109.60	\$212.06
5.	Medical Care	\$84.00	\$169.41	\$147.40	\$190.89	\$196.09	\$212.38	\$246.94
6.	Miscellaneous	\$64.72	\$112.30	\$111.16	\$147.70	\$122.17	\$187.68	\$176.71
7.	Taxes	\$107.84	\$138.92	\$135.13	\$200.08	\$108.76	\$329.91	\$264.76
8.	Earned Income Tax Credit (-)	\$0.00	(\$143.87)	(\$146.50)	(\$165.15)	(\$248.58)	(\$17.12)	(\$67.76)
9.	Child Care Tax Credit (-)	\$0.00	(\$40.91)	(\$38.45)	(\$69.18)	(\$9.76)	(\$84.00)	(\$88.00)
10.	MONTHLY SELF-SUFFICIENCY WAGE	\$819.74	\$1,189.40	\$1,172.97	\$1,590.39	\$1,194.25	\$2,293.28	\$2,052.83
11.	HOURLY SELF-SUFFICIENCY WAGE	\$4.66	\$6.76	\$6.66	\$9.04	\$6.79	\$13.03	\$5.83 per adult

The Self-Sufficiency Standard for Swisher County, TX, 1996
Selected Family Types

Monthly Costs		Single Adult	Adult + Infant	Adult + preschool	Adult + Infant preschool	Adult + schoolage teenager	Adult + Infant preschool schoolage	2 Adults + Infant preschool
1.	Housing	\$304.00	\$367.00	\$367.00	\$367.00	\$367.00	\$492.00	\$367.00
2.	Child Care	\$0.00	\$245.52	\$281.38	\$526.90	\$141.24	\$668.14	\$526.90
3.	Food	\$153.48	\$225.28	\$233.09	\$303.24	\$400.26	\$407.90	\$434.90
4.	Transportation	\$105.71	\$109.60	\$109.60	\$109.60	\$109.60	\$109.60	\$212.06
5.	Medical Care	\$84.00	\$169.41	\$147.40	\$190.89	\$196.09	\$212.38	\$246.94
6.	Miscellaneous	\$64.72	\$111.68	\$113.85	\$149.76	\$121.42	\$189.00	\$178.78
7.	Taxes	\$107.84	\$136.86	\$144.10	\$207.48	\$106.08	\$335.87	\$274.10
8.	Earned Income Tax Credit (-)	\$0.00	(\$145.30)	(\$140.29)	(\$158.39)	(\$251.02)	(\$11.66)	(\$59.20)
9.	Child Care Tax Credit (-)	\$0.00	(\$39.57)	(\$44.28)	(\$74.00)	(\$8.02)	(\$84.00)	(\$88.00)
10.	MONTHLY SELF-SUFFICIENCY WAGE	\$819.74	\$1,180.48	\$1,211.85	\$1,622.48	\$1,182.65	\$2,319.22	\$2,093.47
11.	HOURLY SELF-SUFFICIENCY WAGE	\$4.66	\$6.71	\$6.89	\$9.22	\$6.72	\$13.18	\$5.95 per adult

The Self-Sufficiency Standard for Terrell County, TX, 1996
Selected Family Types

Monthly Costs		Single Adult	Adult + Infant	Adult + preschool	Adult + Infant preschool	Adult + schoolage teenager	Adult + Infant preschool schoolage	2 Adults + Infant preschool
1.	Housing	\$304.00	\$367.00	\$367.00	\$367.00	\$367.00	\$492.00	\$367.00
2.	Child Care	\$0.00	\$257.84	\$296.12	\$553.96	\$233.20	\$787.16	\$553.96
3.	Food	\$153.48	\$225.28	\$233.09	\$303.24	\$400.26	\$407.90	\$434.90
4.	Transportation	\$105.71	\$109.60	\$109.60	\$109.60	\$109.60	\$109.60	\$212.06
5.	Medical Care	\$84.00	\$169.41	\$147.40	\$190.89	\$196.09	\$212.38	\$246.94
6.	Miscellaneous	\$64.72	\$112.91	\$115.32	\$152.47	\$130.62	\$200.90	\$181.49
7.	Taxes	\$107.84	\$140.98	\$149.03	\$217.16	\$138.98	\$379.75	\$286.31
8.	Earned Income Tax Credit (-)	\$0.00	(\$142.45)	(\$136.87)	(\$149.55)	(\$220.97)	\$0.00	(\$48.00)
9.	Child Care Tax Credit (-)	\$0.00	(\$42.25)	(\$47.48)	(\$80.30)	(\$29.43)	(\$80.00)	(\$88.00)
10.	MONTHLY SELF-SUFFICIENCY WAGE	\$819.74	\$1,198.33	\$1,233.20	\$1,664.47	\$1,325.35	\$2,509.69	\$2,146.65
11.	HOURLY SELF-SUFFICIENCY WAGE	\$4.66	\$6.81	\$7.01	\$9.46	\$7.53	\$14.26	\$6.10 per adult

The Self-Sufficiency Standard for Terry County, TX, 1996
Selected Family Types

Monthly Costs		Single Adult	Adult + Infant	Adult + preschool	Adult + Infant preschool	Adult + schoolage teenager	Adult + Infant preschool schoolage	2 Adults + Infant preschool
1.	Housing	\$304.00	\$367.00	\$367.00	\$367.00	\$367.00	\$492.00	\$367.00
2.	Child Care	\$0.00	\$251.68	\$331.76	\$583.44	\$151.58	\$735.02	\$583.44
3.	Food	\$153.48	\$225.28	\$233.09	\$303.24	\$400.26	\$407.90	\$434.90
4.	Transportation	\$105.71	\$109.60	\$109.60	\$109.60	\$109.60	\$109.60	\$212.06
5.	Medical Care	\$84.00	\$169.41	\$147.40	\$190.89	\$196.09	\$212.38	\$246.94
6.	Miscellaneous	\$64.72	\$112.30	\$118.88	\$155.42	\$122.45	\$195.69	\$184.43
7.	Taxes	\$107.84	\$138.92	\$161.40	\$227.70	\$109.78	\$362.54	\$301.23
8.	Earned Income Tax Credit (-)	\$0.00	(\$143.87)	(\$128.31)	(\$139.92)	(\$247.64)	\$0.00	(\$34.31)
9.	Child Care Tax Credit (-)	\$0.00	(\$40.91)	(\$54.00)	(\$87.16)	(\$10.43)	(\$80.00)	(\$84.00)
10.	MONTHLY SELF-SUFFICIENCY WAGE	\$819.74	\$1,189.40	\$1,286.82	\$1,710.22	\$1,198.69	\$2,435.12	\$2,211.70
11.	HOURLY SELF-SUFFICIENCY WAGE	\$4.66	\$6.76	\$7.31	\$9.72	\$6.81	\$13.84	\$6.28 per adult

The Self-Sufficiency Standard for Throckmorton County, TX, 1996
Selected Family Types

Monthly Costs		Single Adult	Adult + Infant	Adult + preschool	Adult + Infant preschool	Adult + schoolage teenager	Adult + Infant preschool schoolage	2 Adults + Infant preschool
1.	Housing	\$304.00	\$367.00	\$367.00	\$367.00	\$367.00	\$492.00	\$367.00
2.	Child Care	\$0.00	\$245.52	\$249.92	\$495.44	\$184.14	\$679.58	\$495.44
3.	Food	\$153.48	\$225.28	\$233.09	\$303.24	\$400.26	\$407.90	\$434.90
4.	Transportation	\$105.71	\$109.60	\$109.60	\$109.60	\$109.60	\$109.60	\$212.06
5.	Medical Care	\$84.00	\$169.41	\$147.40	\$190.89	\$196.09	\$212.38	\$246.94
6.	Miscellaneous	\$64.72	\$111.68	\$110.70	\$146.62	\$125.71	\$190.15	\$175.63
7.	Taxes	\$107.84	\$136.86	\$133.58	\$196.22	\$121.43	\$342.64	\$259.90
8.	Earned Income Tax Credit (-)	\$0.00	(\$145.30)	(\$147.57)	(\$168.68)	(\$237.00)	(\$5.43)	(\$72.22)
9.	Child Care Tax Credit (-)	\$0.00	(\$39.57)	(\$37.44)	(\$66.67)	(\$18.01)	(\$80.00)	(\$88.00)
10.	MONTHLY SELF-SUFFICIENCY WAGE	\$819.74	\$1,180.48	\$1,166.28	\$1,573.66	\$1,249.22	\$2,348.81	\$2,031.65
11.	HOURLY SELF-SUFFICIENCY WAGE	\$4.66	\$6.71	\$6.63	\$8.94	\$7.10	\$13.35	\$5.77 per adult

The Self-Sufficiency Standard for Titus County, TX, 1996
Selected Family Types

Monthly Costs		Single Adult	Adult + Infant	Adult + preschool	Adult + Infant preschool	Adult + schoolage teenager	Adult + Infant preschool schoolage	2 Adults + Infant preschool
1.	Housing	\$347.00	\$394.00	\$394.00	\$394.00	\$394.00	\$544.00	\$394.00
2.	Child Care	\$0.00	\$245.52	\$259.60	\$505.12	\$257.84	\$762.96	\$505.12
3.	Food	\$153.48	\$225.28	\$233.09	\$303.24	\$400.26	\$407.90	\$434.90
4.	Transportation	\$105.71	\$109.60	\$109.60	\$109.60	\$109.60	\$109.60	\$212.06
5.	Medical Care	\$84.00	\$169.41	\$147.40	\$190.89	\$196.09	\$212.38	\$246.94
6.	Miscellaneous	\$69.02	\$114.38	\$114.37	\$150.29	\$135.78	\$203.68	\$179.30
7.	Taxes	\$122.04	\$145.89	\$145.85	\$209.34	\$157.45	\$388.93	\$276.45
8.	Earned Income Tax Credit (-)	\$0.00	(\$139.05)	(\$139.08)	(\$156.69)	(\$204.09)	\$0.00	(\$57.04)
9.	Child Care Tax Credit (-)	\$0.00	(\$45.44)	(\$45.41)	(\$75.21)	(\$41.45)	(\$80.00)	(\$88.00)
10.	MONTHLY SELF-SUFFICIENCY WAGE	\$881.24	\$1,219.59	\$1,219.41	\$1,630.58	\$1,405.48	\$2,549.45	\$2,103.73
11.	HOURLY SELF-SUFFICIENCY WAGE	\$5.01	\$6.93	\$6.93	\$9.26	\$7.99	\$14.49	\$5.98 per adult

The Self-Sufficiency Standard for Trinity County, TX, 1996
Selected Family Types

Monthly Costs		Single Adult	Adult + Infant	Adult + preschool	Adult + Infant preschool	Adult + schoolage teenager	Adult + Infant preschool schoolage	2 Adults + Infant preschool
1.	Housing	\$309.00	\$367.00	\$367.00	\$367.00	\$367.00	\$492.00	\$367.00
2.	Child Care	\$0.00	\$228.36	\$286.00	\$514.36	\$245.96	\$760.32	\$514.36
3.	Food	\$153.48	\$225.28	\$233.09	\$303.24	\$400.26	\$407.90	\$434.90
4.	Transportation	\$105.71	\$109.60	\$109.60	\$109.60	\$109.60	\$109.60	\$212.06
5.	Medical Care	\$84.00	\$169.41	\$147.40	\$190.89	\$196.09	\$212.38	\$246.94
6.	Miscellaneous	\$65.22	\$109.97	\$114.31	\$148.51	\$131.89	\$198.22	\$177.53
7.	Taxes	\$109.49	\$131.12	\$145.64	\$202.99	\$143.54	\$370.89	\$288.44
8.	Earned Income Tax Credit (-)	\$0.00	(\$149.27)	(\$139.22)	(\$162.49)	(\$216.80)	\$0.00	(\$84.39)
9.	Child Care Tax Credit (-)	\$0.00	(\$35.84)	(\$45.28)	(\$71.08)	(\$32.40)	(\$80.00)	(\$88.00)
10.	MONTHLY SELF-SUFFICIENCY WAGE	\$826.89	\$1,155.62	\$1,218.54	\$1,603.02	\$1,345.15	\$2,471.30	\$2,068.83
11.	HOURLY SELF-SUFFICIENCY WAGE	\$4.70	\$6.57	\$6.92	\$9.11	\$7.64	\$14.04	\$9.88 per adult

The Self-Sufficiency Standard for Tyler County, TX, 1996
Selected Family Types

Monthly Costs		Single Adult	Adult + Infant	Adult + preschool	Adult + Infant preschool	Adult + schoolage teenager	Adult + Infant preschool schoolage	2 Adults + Infant preschool
1.	Housing	\$304.00	\$392.00	\$392.00	\$392.00	\$392.00	\$492.00	\$392.00
2.	Child Care	\$0.00	\$228.36	\$286.00	\$514.36	\$245.96	\$760.32	\$514.36
3.	Food	\$153.48	\$225.28	\$233.09	\$303.24	\$400.26	\$407.90	\$434.90
4.	Transportation	\$105.71	\$109.60	\$109.60	\$109.60	\$109.60	\$109.60	\$212.06
5.	Medical Care	\$84.00	\$169.41	\$147.40	\$190.89	\$196.09	\$212.38	\$246.94
6.	Miscellaneous	\$64.72	\$112.47	\$116.81	\$151.01	\$134.39	\$198.22	\$180.03
7.	Taxes	\$107.84	\$139.48	\$154.00	\$211.93	\$152.49	\$370.89	\$279.72
8.	Earned Income Tax Credit (-)	\$0.00	(\$143.48)	(\$133.43)	(\$154.32)	(\$208.63)	\$0.00	(\$54.05)
9.	Child Care Tax Credit (-)	\$0.00	(\$41.28)	(\$50.71)	(\$76.90)	(\$38.22)	(\$80.00)	(\$88.00)
10.	MONTHLY SELF-SUFFICIENCY WAGE	\$819.74	\$1,191.84	\$1,254.76	\$1,641.82	\$1,383.94	\$2,471.30	\$2,117.96
11.	HOURLY SELF-SUFFICIENCY WAGE	\$4.66	\$6.77	\$7.13	\$9.33	\$7.86	\$14.04	\$9.02 per adult

The Self-Sufficiency Standard for Upton County, TX, 1996

Selected Family Types

Monthly Costs		Single Adult	Adult + Infant	Adult + preschool	Adult + Infant preschool	Adult + schoolage teenager	Adult + Infant preschool schoolage	2 Adults + Infant preschool
1.	Housing	\$304.00	\$367.00	\$367.00	\$367.00	\$367.00	\$492.00	\$367.00
2.	Child Care	\$0.00	\$257.84	\$296.12	\$553.96	\$233.20	\$787.16	\$553.96
3.	Food	\$153.48	\$225.28	\$233.09	\$303.24	\$400.26	\$407.90	\$434.90
4.	Transportation	\$105.71	\$109.60	\$109.60	\$109.60	\$109.60	\$109.60	\$212.06
5.	Medical Care	\$84.00	\$169.41	\$147.40	\$190.89	\$196.09	\$212.38	\$246.94
6.	Miscellaneous	\$64.72	\$112.91	\$115.32	\$152.47	\$130.62	\$200.90	\$181.49
7.	Taxes	\$107.84	\$140.98	\$149.03	\$217.16	\$138.98	\$379.75	\$286.31
8.	Earned Income Tax Credit (-)	\$0.00	(\$142.45)	(\$136.87)	(\$149.55)	(\$220.97)	\$0.00	(\$48.00)
9.	Child Care Tax Credit (-)	\$0.00	(\$42.25)	(\$47.48)	(\$80.30)	(\$29.43)	(\$80.00)	(\$88.00)
10.	MONTHLY SELF-SUFFICIENCY WAGE	\$819.74	\$1,198.33	\$1,233.20	\$1,664.47	\$1,325.35	\$2,509.69	\$2,146.65
11.	HOURLY SELF-SUFFICIENCY WAGE	\$4.66	\$6.81	\$7.01	\$9.46	\$7.53	\$14.26	\$6.10 per adult

The Self-Sufficiency Standard for Uvalde County, TX, 1996

Selected Family Types

Monthly Costs		Single Adult	Adult + Infant	Adult + preschool	Adult + Infant preschool	Adult + schoolage teenager	Adult + Infant preschool schoolage	2 Adults + Infant preschool
1.	Housing	\$304.00	\$367.00	\$367.00	\$367.00	\$367.00	\$492.00	\$367.00
2.	Child Care	\$0.00	\$248.60	\$342.54	\$591.14	\$242.00	\$833.14	\$591.14
3.	Food	\$153.48	\$225.28	\$233.09	\$303.24	\$400.26	\$407.90	\$434.90
4.	Transportation	\$105.71	\$109.60	\$109.60	\$109.60	\$109.60	\$109.60	\$212.06
5.	Medical Care	\$84.00	\$169.41	\$147.40	\$190.89	\$196.09	\$212.38	\$246.94
6.	Miscellaneous	\$64.72	\$111.99	\$119.96	\$156.19	\$131.50	\$205.50	\$185.20
7.	Taxes	\$107.84	\$137.89	\$165.86	\$230.46	\$142.13	\$394.93	\$304.70
8.	Earned Income Tax Credit (-)	\$0.00	(\$144.59)	(\$125.20)	(\$137.40)	(\$218.09)	\$0.00	(\$31.12)
9.	Child Care Tax Credit (-)	\$0.00	(\$40.24)	(\$54.00)	(\$88.95)	(\$31.48)	(\$80.00)	(\$84.00)
10.	MONTHLY SELF-SUFFICIENCY WAGE	\$819.74	\$1,184.94	\$1,306.26	\$1,722.17	\$1,339.00	\$2,575.45	\$2,226.83
11.	HOURLY SELF-SUFFICIENCY WAGE	\$4.66	\$6.73	\$7.42	\$9.79	\$7.61	\$14.63	\$6.33 per adult

The Self-Sufficiency Standard for Val Verde County, TX, 1996
Selected Family Types

Monthly Costs		Single Adult	Adult + Infant	Adult + preschool	Adult + Infant preschool	Adult + schoolage teenager	Adult + Infant preschool schoolage	2 Adults + Infant preschool
1.	Housing	\$349.00	\$411.00	\$411.00	\$411.00	\$411.00	\$514.00	\$411.00
2.	Child Care	\$0.00	\$248.60	\$342.54	\$591.14	\$242.00	\$833.14	\$591.14
3.	Food	\$153.48	\$225.28	\$233.09	\$303.24	\$400.26	\$407.90	\$434.90
4.	Transportation	\$105.71	\$109.60	\$109.60	\$109.60	\$109.60	\$109.60	\$212.06
5.	Medical Care	\$84.00	\$169.41	\$147.40	\$190.89	\$196.09	\$212.38	\$246.94
6.	Miscellaneous	\$69.22	\$116.39	\$124.36	\$160.59	\$135.90	\$207.70	\$189.60
7.	Taxes	\$122.70	\$152.60	\$184.84	\$247.48	\$157.87	\$402.20	\$324.56
8.	Earned Income Tax Credit (-)	\$0.00	(\$134.40)	(\$112.00)	(\$121.83)	(\$203.72)	\$0.00	(\$12.91)
9.	Child Care Tax Credit (-)	\$0.00	(\$49.80)	(\$52.00)	(\$96.00)	(\$41.72)	(\$80.00)	(\$84.00)
10.	MONTHLY SELF-SUFFICIENCY WAGE	\$884.10	\$1,248.68	\$1,388.83	\$1,796.12	\$1,407.28	\$2,606.91	\$2,313.30
11.	HOURLY SELF-SUFFICIENCY WAGE	\$5.02	\$7.09	\$7.89	\$10.21	\$8.00	\$14.81	\$6.57 per adult

The Self-Sufficiency Standard for Van Zandt County, TX, 1996
Selected Family Types

Monthly Costs		Single Adult	Adult + Infant	Adult + preschool	Adult + Infant preschool	Adult + schoolage teenager	Adult + Infant preschool schoolage	2 Adults + Infant preschool
1.	Housing	\$304.00	\$381.00	\$381.00	\$381.00	\$381.00	\$520.00	\$381.00
2.	Child Care	\$0.00	\$245.52	\$267.96	\$513.48	\$171.82	\$685.30	\$513.48
3.	Food	\$153.48	\$225.28	\$233.09	\$303.24	\$400.26	\$407.90	\$434.90
4.	Transportation	\$105.71	\$109.60	\$109.60	\$109.60	\$109.60	\$109.60	\$212.06
5.	Medical Care	\$84.00	\$169.41	\$147.40	\$190.89	\$196.09	\$212.38	\$246.94
6.	Miscellaneous	\$64.72	\$113.08	\$113.90	\$149.82	\$125.88	\$193.52	\$178.84
7.	Taxes	\$107.84	\$141.54	\$144.29	\$207.68	\$122.03	\$355.36	\$274.36
8.	Earned Income Tax Credit (-)	\$0.00	(\$142.06)	(\$140.15)	(\$158.20)	(\$236.45)	\$0.00	(\$58.96)
9.	Child Care Tax Credit (-)	\$0.00	(\$42.61)	(\$44.40)	(\$74.13)	(\$18.40)	(\$80.00)	(\$88.00)
10.	MONTHLY SELF-SUFFICIENCY WAGE	\$819.74	\$1,200.76	\$1,212.69	\$1,623.38	\$1,251.82	\$2,404.06	\$2,094.61
11.	HOURLY SELF-SUFFICIENCY WAGE	\$4.66	\$6.82	\$6.89	\$9.22	\$7.11	\$13.66	\$5.95 per adult

The Self-Sufficiency Standard for Walker County, TX, 1996
Selected Family Types

Monthly Costs		Single Adult	Adult + Infant	Adult + preschool	Adult + Infant preschool	Adult + schoolage teenager	Adult + Infant preschool schoolage	2 Adults + Infant preschool
1.	Housing	\$378.00	\$462.00	\$462.00	\$462.00	\$462.00	\$614.00	\$462.00
2.	Child Care	\$0.00	\$346.72	\$371.80	\$718.52	\$387.64	\$1,106.16	\$718.52
3.	Food	\$153.48	\$225.28	\$233.09	\$303.24	\$400.26	\$407.90	\$434.90
4.	Transportation	\$105.71	\$109.60	\$109.60	\$109.60	\$109.60	\$109.60	\$212.06
5.	Medical Care	\$84.00	\$169.41	\$147.40	\$190.89	\$196.09	\$212.38	\$246.94
6.	Miscellaneous	\$72.12	\$131.30	\$132.39	\$178.43	\$155.56	\$245.00	\$207.44
7.	Taxes	\$132.28	\$214.34	\$218.85	\$332.83	\$244.10	\$525.36	\$388.41
8.	Earned Income Tax Credit (-)	\$0.00	(\$91.50)	(\$88.36)	(\$43.51)	(\$124.68)	\$0.00	\$0.00
9.	Child Care Tax Credit (-)	\$0.00	(\$50.00)	(\$50.00)	(\$84.00)	(\$48.00)	(\$80.00)	(\$80.00)
10.	MONTHLY SELF-SUFFICIENCY WAGE	\$925.58	\$1,517.16	\$1,536.76	\$2,168.00	\$1,782.57	\$3,140.40	\$2,590.28
11.	HOURLY SELF-SUFFICIENCY WAGE	\$5.26	\$8.62	\$8.73	\$12.32	\$10.13	\$17.84	\$7.36 per adult

The Self-Sufficiency Standard for Ward County, TX, 1996
Selected Family Types

Monthly Costs		Single Adult	Adult + Infant	Adult + preschool	Adult + Infant preschool	Adult + schoolage teenager	Adult + Infant preschool schoolage	2 Adults + Infant preschool
1.	Housing	\$304.00	\$367.00	\$367.00	\$367.00	\$367.00	\$492.00	\$367.00
2.	Child Care	\$0.00	\$257.84	\$296.12	\$553.96	\$233.20	\$787.16	\$553.96
3.	Food	\$153.48	\$225.28	\$233.09	\$303.24	\$400.26	\$407.90	\$434.90
4.	Transportation	\$105.71	\$109.60	\$109.60	\$109.60	\$109.60	\$109.60	\$212.06
5.	Medical Care	\$84.00	\$169.41	\$147.40	\$190.89	\$196.09	\$212.38	\$246.94
6.	Miscellaneous	\$64.72	\$112.91	\$115.32	\$152.47	\$130.62	\$200.90	\$181.49
7.	Taxes	\$107.84	\$140.98	\$149.03	\$217.16	\$138.98	\$379.75	\$286.31
8.	Earned Income Tax Credit (-)	\$0.00	(\$142.45)	(\$136.87)	(\$149.55)	(\$220.97)	\$0.00	(\$48.00)
9.	Child Care Tax Credit (-)	\$0.00	(\$42.25)	(\$47.48)	(\$80.30)	(\$29.43)	(\$80.00)	(\$88.00)
10.	MONTHLY SELF-SUFFICIENCY WAGE	\$819.74	\$1,198.33	\$1,233.20	\$1,664.47	\$1,325.35	\$2,509.69	\$2,146.65
11.	HOURLY SELF-SUFFICIENCY WAGE	\$4.66	\$6.81	\$7.01	\$9.46	\$7.53	\$14.26	\$6.10 per adult

The Self-Sufficiency Standard for Washington County, TX, 1996
Selected Family Types

Monthly Costs		Single Adult	Adult + Infant	Adult + preschool	Adult + Infant preschool	Adult + schoolage teenager	Adult + Infant preschool schoolage	2 Adults + Infant preschool
1.	Housing	\$333.00	\$445.00	\$445.00	\$445.00	\$445.00	\$556.00	\$445.00
2.	Child Care	\$0.00	\$297.00	\$289.52	\$586.52	\$289.52	\$876.04	\$586.52
3.	Food	\$153.48	\$225.28	\$233.09	\$303.24	\$400.26	\$407.90	\$434.90
4.	Transportation	\$105.71	\$109.60	\$109.60	\$109.60	\$109.60	\$109.60	\$212.06
5.	Medical Care	\$84.00	\$169.41	\$147.40	\$190.89	\$196.09	\$212.38	\$246.94
6.	Miscellaneous	\$67.62	\$124.63	\$122.46	\$163.53	\$144.05	\$216.19	\$192.54
7.	Taxes	\$117.42	\$185.95	\$176.96	\$262.35	\$191.33	\$430.23	\$339.21
8.	Earned Income Tax Credit (-)	\$0.00	(\$111.24)	(\$117.48)	(\$108.17)	(\$173.07)	\$0.00	\$0.00
9.	Child Care Tax Credit (-)	\$0.00	(\$52.00)	(\$52.00)	(\$92.00)	(\$50.00)	(\$80.00)	(\$80.00)
10.	MONTHLY SELF-SUFFICIENCY WAGE	\$861.22	\$1,393.63	\$1,354.54	\$1,860.96	\$1,552.77	\$2,728.34	\$2,377.18
11.	HOURLY SELF-SUFFICIENCY WAGE	\$4.89	\$7.92	\$7.70	\$10.57	\$8.82	\$15.50	\$6.75 per adult

The Self-Sufficiency Standard for Wharton County, TX, 1996
Selected Family Types

Monthly Costs		Single Adult	Adult + Infant	Adult + preschool	Adult + Infant preschool	Adult + schoolage teenager	Adult + Infant preschool schoolage	2 Adults + Infant preschool
1.	Housing	\$304.00	\$367.00	\$367.00	\$367.00	\$367.00	\$492.00	\$367.00
2.	Child Care	\$0.00	\$346.72	\$371.80	\$718.52	\$387.64	\$1,106.16	\$718.52
3.	Food	\$153.48	\$225.28	\$233.09	\$303.24	\$400.26	\$407.90	\$434.90
4.	Transportation	\$105.71	\$109.60	\$109.60	\$109.60	\$109.60	\$109.60	\$212.06
5.	Medical Care	\$84.00	\$169.41	\$147.40	\$190.89	\$196.09	\$212.38	\$246.94
6.	Miscellaneous	\$64.72	\$121.80	\$122.89	\$168.93	\$146.06	\$232.80	\$197.94
7.	Taxes	\$107.84	\$174.22	\$178.73	\$286.73	\$200.41	\$485.08	\$357.04
8.	Earned Income Tax Credit (-)	\$0.00	(\$119.38)	(\$116.25)	(\$85.82)	(\$164.75)	\$0.00	\$0.00
9.	Child Care Tax Credit (-)	\$0.00	(\$52.00)	(\$52.00)	(\$92.00)	(\$50.00)	(\$80.00)	(\$80.00)
10.	MONTHLY SELF-SUFFICIENCY WAGE	\$819.74	\$1,342.65	\$1,362.26	\$1,967.09	\$1,592.32	\$2,965.92	\$2,454.41
11.	HOURLY SELF-SUFFICIENCY WAGE	\$4.66	\$7.63	\$7.74	\$11.18	\$9.05	\$16.85	\$6.97 per adult

The Self-Sufficiency Standard for Wheeler County, TX, 1996
Selected Family Types

Monthly Costs		Single Adult	Adult + Infant	Adult + preschool	Adult + Infant preschool	Adult + schoolage teenager	Adult + Infant preschool schoolage	2 Adults + Infant preschool
1.	Housing	\$304.00	\$367.00	\$367.00	\$367.00	\$367.00	\$492.00	\$367.00
2.	Child Care	\$0.00	\$245.52	\$281.38	\$526.90	\$141.24	\$668.14	\$526.90
3.	Food	\$153.48	\$225.28	\$233.09	\$303.24	\$400.26	\$407.90	\$434.90
4.	Transportation	\$105.71	\$109.60	\$109.60	\$109.60	\$109.60	\$109.60	\$212.06
5.	Medical Care	\$84.00	\$169.41	\$147.40	\$190.89	\$196.09	\$212.38	\$246.94
6.	Miscellaneous	\$64.72	\$111.68	\$113.85	\$149.76	\$121.42	\$189.00	\$178.78
7.	Taxes	\$107.84	\$136.86	\$144.10	\$207.48	\$106.08	\$335.87	\$274.10
8.	Earned Income Tax Credit (-)	\$0.00	(\$145.30)	(\$140.29)	(\$158.39)	(\$251.02)	(\$11.66)	(\$59.20)
9.	Child Care Tax Credit (-)	\$0.00	(\$39.57)	(\$44.28)	(\$74.00)	(\$8.02)	(\$84.00)	(\$88.00)
10.	MONTHLY SELF-SUFFICIENCY WAGE	\$819.74	\$1,180.48	\$1,211.85	\$1,622.48	\$1,182.65	\$2,319.22	\$2,093.47
11.	HOURLY SELF-SUFFICIENCY WAGE	\$4.66	\$6.71	\$6.89	\$9.22	\$6.72	\$13.18	\$5.95 per adult

The Self-Sufficiency Standard for Wilbarger County, TX, 1996
Selected Family Types

Monthly Costs		Single Adult	Adult + Infant	Adult + preschool	Adult + Infant preschool	Adult + schoolage teenager	Adult + Infant preschool schoolage	2 Adults + Infant preschool
1.	Housing	\$304.00	\$367.00	\$367.00	\$367.00	\$367.00	\$492.00	\$367.00
2.	Child Care	\$0.00	\$251.68	\$257.84	\$509.52	\$171.82	\$681.34	\$509.52
3.	Food	\$153.48	\$225.28	\$233.09	\$303.24	\$400.26	\$407.90	\$434.90
4.	Transportation	\$105.71	\$109.60	\$109.60	\$109.60	\$109.60	\$109.60	\$212.06
5.	Medical Care	\$84.00	\$169.41	\$147.40	\$190.89	\$196.09	\$212.38	\$246.94
6.	Miscellaneous	\$64.72	\$112.30	\$111.49	\$148.03	\$124.48	\$190.32	\$177.04
7.	Taxes	\$107.84	\$138.92	\$136.23	\$201.26	\$117.02	\$343.43	\$266.25
8.	Earned Income Tax Credit (-)	\$0.00	(\$143.87)	(\$145.73)	(\$164.07)	(\$241.03)	(\$4.70)	(\$66.40)
9.	Child Care Tax Credit (-)	\$0.00	(\$40.91)	(\$39.16)	(\$69.95)	(\$15.14)	(\$80.00)	(\$88.00)
10.	MONTHLY SELF-SUFFICIENCY WAGE	\$819.74	\$1,189.40	\$1,177.75	\$1,595.51	\$1,230.10	\$2,352.27	\$2,059.32
11.	HOURLY SELF-SUFFICIENCY WAGE	\$4.66	\$6.76	\$6.69	\$9.07	\$6.99	\$13.37	\$5.85 per adult

The Self-Sufficiency Standard for Willacy County, TX, 1996

Selected Family Types

Monthly Costs		Single Adult	Adult + Infant	Adult + preschool	Adult + Infant preschool	Adult + schoolage teenager	Adult + Infant preschool schoolage	2 Adults + Infant preschool
1.	Housing	\$304.00	\$367.00	\$367.00	\$367.00	\$367.00	\$492.00	\$367.00
2.	Child Care	\$0.00	\$197.34	\$258.50	\$455.84	\$205.92	\$661.76	\$455.84
3.	Food	\$153.48	\$225.28	\$233.09	\$303.24	\$400.26	\$407.90	\$434.90
4.	Transportation	\$105.71	\$109.60	\$109.60	\$109.60	\$109.60	\$109.60	\$212.06
5.	Medical Care	\$84.00	\$169.41	\$147.40	\$190.89	\$196.09	\$212.38	\$246.94
6.	Miscellaneous	\$64.72	\$106.86	\$111.56	\$142.66	\$127.89	\$188.36	\$171.67
7.	Taxes	\$107.84	\$120.75	\$136.45	\$182.06	\$129.22	\$332.99	\$243.98
8.	Earned Income Tax Credit (-)	\$0.00	(\$156.45)	(\$145.58)	(\$181.62)	(\$229.89)	(\$14.30)	(\$86.79)
9.	Child Care Tax Credit (-)	\$0.00	(\$29.10)	(\$39.31)	(\$57.46)	(\$23.08)	(\$84.00)	(\$83.12)
10.	MONTHLY SELF-SUFFICIENCY WAGE	\$819.74	\$1,110.69	\$1,178.71	\$1,512.21	\$1,283.02	\$2,306.68	\$1,962.49
11.	HOURLY SELF-SUFFICIENCY WAGE	\$4.66	\$6.31	\$6.70	\$8.59	\$7.29	\$13.11	\$5.58 per adult

The Self-Sufficiency Standard for Winkler County, TX, 1996

Selected Family Types

Monthly Costs		Single Adult	Adult + Infant	Adult + preschool	Adult + Infant preschool	Adult + schoolage teenager	Adult + Infant preschool schoolage	2 Adults + Infant preschool
1.	Housing	\$304.00	\$367.00	\$367.00	\$367.00	\$367.00	\$492.00	\$367.00
2.	Child Care	\$0.00	\$257.84	\$296.12	\$553.96	\$233.20	\$787.16	\$553.96
3.	Food	\$153.48	\$225.28	\$233.09	\$303.24	\$400.26	\$407.90	\$434.90
4.	Transportation	\$105.71	\$109.60	\$109.60	\$109.60	\$109.60	\$109.60	\$212.06
5.	Medical Care	\$84.00	\$169.41	\$147.40	\$190.89	\$196.09	\$212.38	\$246.94
6.	Miscellaneous	\$64.72	\$112.91	\$115.32	\$152.47	\$130.62	\$200.90	\$181.49
7.	Taxes	\$107.84	\$140.98	\$149.03	\$217.16	\$138.98	\$379.75	\$286.31
8.	Earned Income Tax Credit (-)	\$0.00	(\$142.45)	(\$136.87)	(\$149.55)	(\$220.97)	\$0.00	(\$48.00)
9.	Child Care Tax Credit (-)	\$0.00	(\$42.25)	(\$47.48)	(\$80.30)	(\$29.43)	(\$80.00)	(\$88.00)
10.	MONTHLY SELF-SUFFICIENCY WAGE	\$819.74	\$1,198.33	\$1,233.20	\$1,664.47	\$1,325.35	\$2,509.69	\$2,146.65
11.	HOURLY SELF-SUFFICIENCY WAGE	\$4.66	\$6.81	\$7.01	\$9.46	\$7.53	\$14.26	\$6.10 per adult

The Self-Sufficiency Standard for Wise County, TX, 1996
Selected Family Types

Monthly Costs		Single Adult	Adult + Infant	Adult + preschool	Adult + Infant preschool	Adult + schoolage teenager	Adult + Infant preschool schoolage	2 Adults + Infant preschool
1.	Housing	\$307.00	\$369.00	\$369.00	\$369.00	\$369.00	\$515.00	\$369.00
2.	Child Care	\$0.00	\$345.84	\$372.90	\$718.74	\$298.32	\$1,017.06	\$718.74
3.	Food	\$153.48	\$225.28	\$233.09	\$303.24	\$400.26	\$407.90	\$434.90
4.	Transportation	\$105.71	\$109.60	\$109.60	\$109.60	\$109.60	\$109.60	\$212.06
5.	Medical Care	\$84.00	\$169.41	\$147.40	\$190.89	\$196.09	\$212.38	\$246.94
6.	Miscellaneous	\$65.02	\$121.91	\$123.20	\$169.15	\$137.33	\$226.19	\$198.16
7.	Taxes	\$108.83	\$174.69	\$180.02	\$287.73	\$162.99	\$463.26	\$357.78
8.	Earned Income Tax Credit (-)	\$0.00	(\$119.06)	(\$115.36)	(\$84.90)	(\$199.04)	\$0.00	\$0.00
9.	Child Care Tax Credit (-)	\$0.00	(\$52.00)	(\$52.00)	(\$92.00)	(\$45.05)	(\$80.00)	(\$80.00)
10.	MONTHLY SELF-SUFFICIENCY WAGE	\$824.03	\$1,344.67	\$1,367.85	\$1,971.45	\$1,429.50	\$2,871.38	\$2,457.58
11.	HOURLY SELF-SUFFICIENCY WAGE	\$4.68	\$7.64	\$7.77	\$11.20	\$8.12	\$16.31	\$6.98 per adult

The Self-Sufficiency Standard for Wood County, TX, 1996
Selected Family Types

Monthly Costs		Single Adult	Adult + Infant	Adult + preschool	Adult + Infant preschool	Adult + schoolage teenager	Adult + Infant preschool schoolage	2 Adults + Infant preschool
1.	Housing	\$304.00	\$380.00	\$380.00	\$380.00	\$380.00	\$529.00	\$380.00
2.	Child Care	\$0.00	\$245.52	\$267.96	\$513.48	\$171.82	\$685.30	\$513.48
3.	Food	\$153.48	\$225.28	\$233.09	\$303.24	\$400.26	\$407.90	\$434.90
4.	Transportation	\$105.71	\$109.60	\$109.60	\$109.60	\$109.60	\$109.60	\$212.06
5.	Medical Care	\$84.00	\$169.41	\$147.40	\$190.89	\$196.09	\$212.38	\$246.94
6.	Miscellaneous	\$64.72	\$112.98	\$113.80	\$149.72	\$125.78	\$194.42	\$178.74
7.	Taxes	\$107.84	\$141.21	\$143.96	\$207.33	\$121.67	\$358.34	\$273.91
8.	Earned Income Tax Credit (-)	\$0.00	(\$142.29)	(\$140.38)	(\$158.53)	(\$236.78)	\$0.00	(\$59.38)
9.	Child Care Tax Credit (-)	\$0.00	(\$42.40)	(\$44.19)	(\$73.90)	(\$18.17)	(\$80.00)	(\$88.00)
10.	MONTHLY SELF-SUFFICIENCY WAGE	\$819.74	\$1,199.31	\$1,211.24	\$1,621.83	\$1,250.27	\$2,416.93	\$2,092.65
11.	HOURLY SELF-SUFFICIENCY WAGE	\$4.66	\$6.81	\$6.88	\$9.21	\$7.10	\$13.73	\$5.95 per adult

The Self-Sufficiency Standard for Yoakum County, TX, 1996

Selected Family Types

Monthly Costs		Single Adult	Adult + Infant	Adult + preschool	Adult + Infant preschool	Adult + schoolage teenager	Adult + Infant preschool schoolage	2 Adults + Infant preschool
1.	Housing	\$346.00	\$426.00	\$426.00	\$426.00	\$426.00	\$532.00	\$426.00
2.	Child Care	\$0.00	\$251.68	\$331.76	\$583.44	\$151.58	\$735.02	\$583.44
3.	Food	\$153.48	\$225.28	\$233.09	\$303.24	\$400.26	\$407.90	\$434.90
4.	Transportation	\$105.71	\$109.60	\$109.60	\$109.60	\$109.60	\$109.60	\$212.06
5.	Medical Care	\$84.00	\$169.41	\$147.40	\$190.89	\$196.09	\$212.38	\$246.94
6.	Miscellaneous	\$68.92	\$118.20	\$124.78	\$161.32	\$128.35	\$199.69	\$190.33
7.	Taxes	\$121.71	\$158.64	\$186.59	\$250.78	\$130.89	\$375.74	\$329.47
8.	Earned Income Tax Credit (-)	\$0.00	(\$130.22)	(\$110.79)	(\$118.81)	(\$228.36)	\$0.00	(\$8.39)
9.	Child Care Tax Credit (-)	\$0.00	(\$53.73)	(\$52.00)	(\$96.00)	(\$24.16)	(\$80.00)	(\$80.00)
10.	MONTHLY SELF-SUFFICIENCY WAGE	\$879.81	\$1,274.87	\$1,396.44	\$1,810.46	\$1,290.25	\$2,492.33	\$2,334.75
11.	HOURLY SELF-SUFFICIENCY WAGE	\$5.00	\$7.24	\$7.93	\$10.29	\$7.33	\$14.16	\$6.63 per adult

The Self-Sufficiency Standard for Young County, TX, 1996

Selected Family Types

Monthly Costs		Single Adult	Adult + Infant	Adult + preschool	Adult + Infant preschool	Adult + schoolage teenager	Adult + Infant preschool schoolage	2 Adults + Infant preschool
1.	Housing	\$304.00	\$367.00	\$367.00	\$367.00	\$367.00	\$492.00	\$367.00
2.	Child Care	\$0.00	\$251.68	\$257.84	\$509.52	\$171.82	\$681.34	\$509.52
3.	Food	\$153.48	\$225.28	\$233.09	\$303.24	\$400.26	\$407.90	\$434.90
4.	Transportation	\$105.71	\$109.60	\$109.60	\$109.60	\$109.60	\$109.60	\$212.06
5.	Medical Care	\$84.00	\$169.41	\$147.40	\$190.89	\$196.09	\$212.38	\$246.94
6.	Miscellaneous	\$64.72	\$112.30	\$111.49	\$148.03	\$124.48	\$190.32	\$177.04
7.	Taxes	\$107.84	\$138.92	\$136.23	\$201.26	\$117.02	\$343.43	\$266.25
8.	Earned Income Tax Credit (-)	\$0.00	(\$143.87)	(\$145.73)	(\$164.07)	(\$241.03)	(\$4.70)	(\$66.40)
9.	Child Care Tax Credit (-)	\$0.00	(\$40.91)	(\$39.16)	(\$69.95)	(\$15.14)	(\$80.00)	(\$88.00)
10.	MONTHLY SELF-SUFFICIENCY WAGE	\$819.74	\$1,189.40	\$1,177.75	\$1,595.51	\$1,230.10	\$2,352.27	\$2,059.32
11.	HOURLY SELF-SUFFICIENCY WAGE	\$4.66	\$6.76	\$6.69	\$9.07	\$6.99	\$13.37	\$5.85 per adult

The Self-Sufficiency Standard for Zapata County, TX, 1996
Selected Family Types

Monthly Costs		Single Adult	Adult + Infant	Adult + preschool	Adult + Infant preschool	Adult + schoolage teenager	Adult + Infant preschool schoolage	2 Adults + Infant preschool
1.	Housing	\$304.00	\$367.00	\$367.00	\$367.00	\$367.00	\$492.00	\$367.00
2.	Child Care	\$0.00	\$245.52	\$438.24	\$683.76	\$225.06	\$908.82	\$683.76
3.	Food	\$153.48	\$225.28	\$233.09	\$303.24	\$400.26	\$407.90	\$434.90
4.	Transportation	\$105.71	\$109.60	\$109.60	\$109.60	\$109.60	\$109.60	\$212.06
5.	Medical Care	\$84.00	\$169.41	\$147.40	\$190.89	\$196.09	\$212.38	\$246.94
6.	Miscellaneous	\$64.72	\$111.68	\$129.53	\$165.45	\$129.80	\$213.07	\$194.47
7.	Taxes	\$107.84	\$136.86	\$206.27	\$271.04	\$136.07	\$419.92	\$345.57
8.	Earned Income Tax Credit (-)	\$0.00	(\$145.30)	(\$97.11)	(\$100.21)	(\$223.63)	\$0.00	\$0.00
9.	Child Care Tax Credit (-)	\$0.00	(\$39.57)	(\$52.00)	(\$92.00)	(\$27.53)	(\$80.00)	(\$80.00)
10.	MONTHLY SELF-SUFFICIENCY WAGE	\$819.74	\$1,180.48	\$1,482.02	\$1,898.77	\$1,312.72	\$2,683.69	\$2,404.70
11.	HOURLY SELF-SUFFICIENCY WAGE	\$4.66	\$6.71	\$8.42	\$10.79	\$7.46	\$15.25	\$6.83 per adult

The Self-Sufficiency Standard for Zavala County, TX, 1996
Selected Family Types

Monthly Costs		Single Adult	Adult + Infant	Adult + preschool	Adult + Infant preschool	Adult + schoolage teenager	Adult + Infant preschool schoolage	2 Adults + Infant preschool
1.	Housing	\$304.00	\$367.00	\$367.00	\$367.00	\$367.00	\$492.00	\$367.00
2.	Child Care	\$0.00	\$248.60	\$342.54	\$591.14	\$242.00	\$833.14	\$591.14
3.	Food	\$153.48	\$225.28	\$233.09	\$303.24	\$400.26	\$407.90	\$434.90
4.	Transportation	\$105.71	\$109.60	\$109.60	\$109.60	\$109.60	\$109.60	\$212.06
5.	Medical Care	\$84.00	\$169.41	\$147.40	\$190.89	\$196.09	\$212.38	\$246.94
6.	Miscellaneous	\$64.72	\$111.99	\$119.96	\$156.19	\$131.50	\$205.50	\$185.20
7.	Taxes	\$107.84	\$137.89	\$165.86	\$230.46	\$142.13	\$394.93	\$304.70
8.	Earned Income Tax Credit (-)	\$0.00	(\$144.59)	(\$125.20)	(\$137.40)	(\$218.09)	\$0.00	(\$31.12)
9.	Child Care Tax Credit (-)	\$0.00	(\$40.24)	(\$54.00)	(\$88.95)	(\$31.48)	(\$80.00)	(\$84.00)
10.	MONTHLY SELF-SUFFICIENCY WAGE	\$819.74	\$1,184.94	\$1,306.26	\$1,722.17	\$1,339.00	\$2,575.45	\$2,226.83
11.	HOURLY SELF-SUFFICIENCY WAGE	\$4.66	\$6.73	\$7.42	\$9.79	\$7.61	\$14.63	\$6.33 per adult